TEST REPORT
IEC 60598-2-1
Luminaires
Part 2: Particular requirements
Section 1: Fixed general purpose luminaires

Report Number.....:	NBES151100162601
Date of issue.....:	2016-02-24
Total number of pages.....	50
Name of Testing Laboratory preparing the Report.....:	SGS-CSTC Standards Technical Services Co., Ltd. Ningbo Branch 1-5/F West No. 4 Building, Lingyun Industry Park, No. 1177 Lingyun Road, Ningbo National Hi-Tech Zone, Ningbo, Zhejiang, China
Applicant's name .....:	Ikanlite Electric Co., Limited
Address .....:	42, Zhengjiacao, Wuxing Village, Fengshan Street, Yuyao, Ningbo, 315400 Zhejiang, China
Test specification:	
Standard .....:	EN 60598-2-1: 1989 EN 60598-1: 2015 EN 62471: 2008 EN 62493: 2015
Test procedure .....:	CE-LVD
Non-standard test method .....:	N/A
Test Report Form No.....:	IEC60598_2_1D
Test Report Form(s) Originator ....:	Intertek Semko AB
Master TRF .....:	2014-08

Copyright © 2014 IEC System of Conformity Assessment Schemes for Electrotechnical Equipment and Components (IECEE System). All rights reserved.

This publication may be reproduced in whole or in part for non-commercial purposes as long as the IECEE is acknowledged as copyright owner and source of the material. IECEE takes no responsibility for and will not assume liability for damages resulting from the reader's interpretation of the reproduced material due to its placement and context.

If this Test Report Form is used by non-IECEE members, the IECEE/IEC logo and the reference to the CB Scheme procedure shall be removed.

This report is not valid as a CB Test Report unless signed by an approved CB Testing Laboratory and appended to a CB Test Certificate issued by an NCB in accordance with IECEE 02.

General disclaimer:

The test results presented in this report relate only to the object tested.
This report shall not be reproduced, except in full, without the written approval of the Issuing CB Testing Laboratory. The authenticity of this Test Report and its contents can be verified by contacting the NCB, responsible for this Test Report.

Test item description	Fixed Luminaires (LED Outdoor Lamps)
Trade Mark	ikanlite
Manufacturer	Same as applicant
Model/Type reference	1101, 1301, 1302, 1303, 1304, 1102, 1103, 1104, 1105, 1107, 1108, 1401, 1402, 1403, 1404, 1201, 1202, 1203, 1204, 1205, 1207, 1208, 1210, 1206, 1209, 2104, 2105, 2301, 2302, 2303, 2304, 2305, 2306, 2307, 2501M, 2502M, 2503M, 2504M, 2505M, 2506M, 2507M, 2508M, 2601, 2602, 2603, 2604, 2605, 2606, 2607, 2701, 2702, 2705, 2401S, 2402S, 2403S, 2404S, 2405S, 2406S, 2407S, 2408S, 2409S, 2501S, 2502S, 2503S, 2504S, 2505S, 2506S, 2507S, 2508S
Ratings	220 V – 240 V; 50 Hz / 60 Hz; IP54; Class I 1101, 1301, 1302, 1303, 1304: 3 x 1 W; 1102, 1103: 4 x 1 W; 1105, 1107, 1108, 1401, 1402, 1403, 1404: 8 W; 1201, 1202, 1203, 1204, 1205, 1207, 1208, 1210: 2 x 2 W; 1206, 1209: 1 x 2 W; 2104, 2105: 10 W; 2301, 2302, 2303, 2304, 2305, 2306, 2307, 2501M, 2502M, 2503M, 2504M, 2505M, 2506M, 2507M, 2508M, 2601, 2602, 2603, 2604, 2605, 2606, 2607, 2701, 2702, 2705: 12 W; 1104, 2401S, 2402S, 2403S, 2404S, 2405S, 2406S, 2407S, 2408S, 2409S: 7 W; 2501S, 2502S, 2503S, 2504S, 2505S, 2506S, 2507S, 2508S: 3 W

Responsible Testing Laboratory (as applicable), testing procedure and testing location(s):			
☒	**Testing Laboratory:**	Refer to p.1	
Testing location/ address.....:		Refer to p.1	
☐	**Associated Testing Laboratory:**	N/A	
Testing location/ address.....:			
Tested by (name, function, signature).....:		Zara Fan / Steven Bao	Zara Fan Steven Bao
Approved by (name, function, signature)...:		Leo Du	Leo Du
☐	**Testing procedure: TMP/CTF Stage 1:**	N/A	
Testing location/ address.....:			
Tested by (name, function, signature).....:			
Approved by (name, function, signature)...:			
☐	**Testing procedure: WMT/CTF Stage 2:**	N/A	
Testing location/ address.....:			
Tested by (name + signature) .....:			
Witnessed by (name, function, signature)..:			
Approved by (name, function, signature)...:			
☐	**Testing procedure: SMT/CTF Stage 3 or 4:**	N/A	
Testing location/ address.....:			
Tested by (name, function, signature).....:			
Witnessed by (name, function, signature)..:			
Approved by (name, function, signature)...:			
Supervised by (name, function, signature) :			

List of Attachments (including a total number of pages in each attachment):

1. Test report – 50 pages
2. Annex I – European group differences – attachment 2 pages
3. Annex II – The requirement of EN 62031 – attachment 5 pages
4. Annex III – The requirement of EN 62471 and IEC/TR 62778 – attachment 5 pages
5. Annex IV – The requirement of EN 61347-2-13 – attachment 15 pages
6. Annex V – Photo documentation – attachment 74 pages

Summary of testing:

The submitted appliances were found to be in compliance with the relevant standards.

Model	Tests
1107 with IK12W-350-1, 1204 with IK06W-700-1, 1301 with EBP003C0350SS, 1402 with IK12W-350-1, 2305 with IK12W-350-1, 2507M with IK12W-350-1, 2406S with EIP008C0350LS, 2501S with IK07W-350-1	Full tests according to EN 60598-2-1
2104 with IK12W-350-1 and 2606 with IK12W-350-1	Tests of clause 1.6 (4.14.1), 1.11 (8.2.6) and 1.13 (9.2) according to EN 60598-2-1
1107 with EIP012C0350LS, 1303 with EBP003C0350SS and IK07W-350-1, 2305 with EIP012C0350LS, 2507M with EIP012C0350LS and 2501S with EBP003C0350SS	Tests of clause 1.12 (12.4) according to EN 60598-2-1
The LED module of model 1204, 1402 and 2601	Tests according to EN 62031: 2008 + A1: 2013 + A2: 2015
The LED driver of model IK12W-350-1 and IK06W-700-1	Full tests according to EN 61347-2-13: 2014 used in conjunction with EN 61347-1: 2008 + A1: 2011 + A2: 2013
The LED driver of model IK07W-350-1	Tests of clause 8 (10.1, 10.2, 10.4) and 15.2 according to EN 61347-2-13: 2014 used in conjunction with EN 61347-1: 2008 + A1: 2011 + A2: 2013
1204, 1402, 2601	Photobiological safety test according to EN 62471 and retinal blue light hazard test according to IEC/TR 62778

Other models were for construction check.

The submitted appliances were found to be in compliance with EMF requirement of EN 62493 according to the clause 4.2.2.

Tests performed (name of test and test clause):	**Testing location:**
All above tests except for the tests according to EN 62471, IEC/TR 62778 and EN 62493	Refer to p.1
The tests according to EN 62471, IEC/TR 62778 and EN 62493	SGS-CSTC Standards Technical Services (Shanghai) Co., Ltd. 588 West Jindu Road, Xinqiao, Songjiang, 201612 Shanghai, China

Summary of compliance with National Differences:

List of countries addressed

1. EU Group Differences: YES
2. EU Special National Conditions : NONE
3. EU A-deviations : NONE

Copy of marking plate:

The artwork below may be only a draft. The use of certification marks on a product must be authorized by the respective NCBs that own these marks.

1204 ikanlite

220 V – 240 V 50 Hz / 60 Hz 2 x 2 W Class I

CE IP54

Ikanlite Electric Co., Limited
42, Zhengjiacao, Wuxing Village, Fengshan Street, Yuyao,
Ningbo, 315400 Zhejiang, China
Importer registered trade name or registered trade mark:
Importer name:
Importer postal address:

The copies of marking plate for other models which using the LED module of 3535 were the same as above one except for model name and ratings.

1101 ikanlite

220 V – 240 V 50 Hz / 60 Hz 3 x 1 W Class I

CE IP54

Ikanlite Electric Co., Limited
42, Zhengjiacao, Wuxing Village, Fengshan Street, Yuyao,
Ningbo, 315400 Zhejiang, China
Importer registered trade name or registered trade mark:
Importer name:
Importer postal address:

The copies of marking plate for other models which using the LED module of 2835 and 3030 were the same as above one except for model name and ratings.

Note:

1. As declared by the applicant, the importer's name, registered trade name or registered trade mark and the postal address will be marked on the products before being place on the market. The contact details shall be in a language easily understood by end-users and market surveillance authorities.
2. Marking on the packaging or in a document accompanying the electrical equipment is only acceptable if it is not possible to place such markings on the product.

The marking for LED driver of model IK06W-700-1:

IK06W-700-1
PRI: 220 V -240 V, 50 Hz / 60 Hz, 0,04 A, Tc: 75 ºC
SEC: 700 mA, Max. 8 V d.c.,
Max. 19 V d.c. (for no load), Max. 6 W

N L PRI

SELV

Ikanlite Electric Co., Limited

- + SEC

The marking for LED driver of model IK07W-350-1:

IK07W-350-1
PRI: 220 V -240 V, 50 Hz / 60 Hz, 0,05 A, Tc: 75 ºC
SEC: 350 mA, Max. 24 V d.c.,
Max. 38 V d.c. (for no load), Max. 7 W

N L PRI

SELV

Ikanlite Electric Co., Limited

- + SEC

The marking for LED driver of model IK12W-350-1:

IK12W-350-1
PRI: 220 V -240 V, 50 Hz / 60 Hz, 0,08 A, Tc: 75 ºC
SEC: 350 mA, Max. 42 V d.c.,
Max. 57 V d.c. (for no load), Max. 12 W

N L PRI

SELV

Ikanlite Electric Co., Limited

- + SEC

Test item particulars .....:	Fixed Luminaires (LED Outdoor Lamps)
Classification of installation and use.....:	Fixed
Supply Connection .....:	Terminal block
.....:	
Possible test case verdicts:	
- test case does not apply to the test object..... :	N/A
- test object does meet the requirement..... :	P (Pass)
- test object does not meet the requirement..... :	F (Fail)
Testing ..... :	
Date of receipt of test item..... :	2015-11-25
Date (s) of performance of tests ..... :	2015-11-25 to 2016-02-24

General remarks:

"(See Annex #)" refers to additional information appended to the report.
"(See appended table)" refers to a table appended to the report.

Throughout this report a comma point is used as the decimal separator.
This document is issued by the company under its General Conditions of Service accessible at http://www.sgs.com/terms_and_conditions.htm. Attention is drawn to the limitation of liability, indemnification and jurisdiction issues defined therein.Any holder of this document is advised that information contained hereon reflects the Company's findings at the time of its intervention only and within the limits of Client's instructions, if any. The Company's sole responsibility is to its Client and this document does not exonerate parties to a transaction from exercising all their rights and obligations under the transaction documents. Any unauthorized alteration, forgery or falsification of the content or appearance of this document is unlawful and offenders may be prosecuted to the fullest extent of the law.

Unless otherwise stated: (a) the results shown in this document refer only to the sample(s) tested and (b) such sample(s) are retained for 30 days. This document cannot be reproduced except in full, without prior approval of the company.

Manufacturer's Declaration per sub-clause 4.2.5 of IECEE 02:

The application for obtaining a CB Test Certificate includes more than one factory location and a declaration from the Manufacturer stating that the sample(s) submitted for evaluation is (are) representative of the products from each factory has been provided.....:	☐ **Yes** ☒ **Not applicable**

When differences exist; they shall be identified in the General product information section.

Name and address of factory (ies)..... :	Same as applicant

General product information:

The products were fixed luminaires, IP54, class I.

There were 69 models covered in this report: 1101, 1301, 1302, 1303, 1304, 1102, 1103, 1104, 1105, 1107, 1108, 1401, 1402, 1403, 1404, 1201, 1202, 1203, 1204, 1205, 1207, 1208, 1210, 1206, 1209, 2104, 2105, 2301, 2302, 2303, 2304, 2305, 2306, 2307, 2501M, 2502M, 2503M, 2504M, 2505M, 2506M, 2507M, 2508M, 2601, 2602, 2603, 2604, 2605, 2606, 2607, 2701, 2702, 2705, 2401S, 2402S, 2403S, 2404S, 2405S, 2406S, 2407S, 2408S, 2409S, 2501S, 2502S, 2503S, 2504S, 2505S, 2506S, 2507S, 2508S. All models shared the similar construction except for the appearance.

Differences between them listed as below:

Model	Ratings	LED driver	Type of LED module	Number of LEDs	Dimension (mm)
1101	3 x 1 W	IK07W-350-1, EBP003C0350SS	3030	3	Ø235*50
1102	4 x 1 W	IK07W-350-1, EIP008C0350LS		4	205*205*74
1103					244*65*122
1104	7 W	IK07W-350-1, EIP008C0350LS	2835	42	300*85*127
1105	8 W	IK12W-350-1, EIP012C0350LS		48	186*186*70
1107					272*83*110
1108					272*83*110
1201	2 x 2 W	IK06W-700-1	3535	2	124*85*70
1202					170*82*48
1203					170*82*133
1204					102*112*60
1205					102*112*60
1206	1 x 2 W			1	102*112*60
1207	2 x 2 W			2	200*90*60
1208					200*90*90
1209	1 x 2 W			1	157*125*88
1210	2 x 2 W			2	157*125*88
1301	3 x 1 W	EBP003C0350SS	3030	3	85*85*53
1302		IK07W-350-1, EBP003C0350SS			150*150*72
1303					Ø150*75
1304					Ø150*60
1401	8 W	IK12W-350-1	3030	8	150*60*130
1402					145*120*45
1403					220*130*55
1404					220*135*50
2104	10 W	IK12W-350-1, EIP012C0350LS	2835	54	220*120*90
2105					220*123*90
2301	12 W	IK12W-350-1, EIP012C0350LS		60	282*160*125
2302					
2303					
2304					264*135*92
2305					
2306					
2307					

Model	Ratings	LED driver	Type of LED module	Number of LEDs	Dimension (mm)
2401S	7 W	IK07W-350-1, EIP008C0350LS	2835	42	218*134*65
2402S					
2403S					
2404S					
2405S					
2406S					217*133*70
2407S					
2408S					
2409S					
2501M	12 W	IK12W-350-1, EIP012C0350LS	2835	60	215*215*76
2502M					
2503M					
2504M					
2505M					Ø220*80
2506M					
2507M					
2508M					
2501S	3 W	IK07W-350-1, EBP003C0350SS	2835	18	145*145*60
2502S					
2503S					
2504S					
2505S					Ø148*66
2506S					
2507S					
2508S					
2601	12 W	IK12W-350-1, EIP012C0350LS	2835	60	187*300*93
2602					
2603					
2604					
2605					155*250*75
2606					
2607					
2701	12 W	IK12W-350-1, EIP012C0350LS	2835	60	198*72*260
2702					
2705					160*210*60

IEC 60598-2-1			
Clause	Requirement + Test	Result - Remark	Verdict

1.2 (0)	**GENERAL TEST REQUIREMENTS**		P
1.2 (0.1)	Information for luminaire design considered ..... :	Standard Yes ☒ No ☐	—
1.2 (0.3)	More sections applicable ..... :	Yes ☐ No ☒	—

1.4 (2)	**CLASSIFICATION**		P
1.4 (2.2)	Type of protection ..... :	Class I	—
1.4 (2.3)	Degree of protection ..... :	IP54	—
1.4 (2.4)	Luminaire suitable for direct mounting on normally flammable surfaces ..... :	Yes ☒ No ☐	—
1.4 (2.5)	Luminaire for normal use ..... :	Yes ☒ No ☐	—
	Luminaire for rough service ..... :	Yes ☐ No ☒	—

1.5 (3)	**MARKING**		P
1.5 (3.2)	Mandatory markings		P
	Position of the marking		P
	Format of symbols/text		P
1.5 (3.3)	Additional information		P
	Language of instructions	English	P
1.5 (3.3.1)	Combination luminaires		N/A
1.5 (3.3.2)	Nominal frequency in Hz	50 Hz / 60 Hz	P
1.5 (3.3.3)	Operating temperature		N/A
1.5 (3.3.4)	Symbol or warning notice		N/A
1.5 (3.3.5)	Wiring diagram		N/A
1.5 (3.3.6)	Special conditions		N/A
1.5 (3.3.7)	Metal halide lamp luminaire – warning		N/A
1.5 (3.3.8)	Limitation for semi-luminaires		N/A
1.5 (3.3.9)	Power factor and supply current		N/A
1.5 (3.3.10)	Suitability for use indoors		N/A
1.5 (3.3.11)	Luminaires with remote control		N/A
1.5 (3.3.12)	Clip-mounted luminaire – warning		N/A
1.5 (3.3.13)	Specifications of protective shields		N/A
1.5 (3.3.14)	Symbol for nature of supply		P
1.5 (3.3.15)	Rated current of socket outlet		N/A
1.5 (3.3.16)	Rough service luminaire		N/A

IEC 60598-2-1			
Clause	Requirement + Test	Result - Remark	Verdict
1.5 (3.3.17)	Mounting instruction for type Y, type Z and some type X attachments		N/A
1.5 (3.3.18)	Non-ordinary luminaires with PVC cable		N/A
1.5 (3.3.19)	Protective conductor current in instruction if applicable		N/A
1.5 (3.3.20)	Provided with information if not intended to be mounted within arm's reach		N/A
1.5 (3.3.21)	Non-replaceable and non-user replaceable light sources information provided		P
	Cautionary symbol		N/A
1.5 (3.3.22)	Controllable luminaires, classification of insulation provided		N/A
1.5 (3.4)	Test with water		P
	Test with hexane		P
	Legible after test		P
	Label attached		P
1.6 (4)	**CONSTRUCTION**		P
1.6 (4.2)	Components replaceable without difficulty		P
1.6 (4.3)	Wireways smooth and free from sharp edges		P
1.6 (4.4)	**Lampholders**		N/A
1.6 (4.4.1)	Integral lampholder		N/A
1.6 (4.4.2)	Wiring connection		N/A
1.6 (4.4.3)	Lampholder for end-to-end mounting		N/A
1.6 (4.4.4)	Positioning		N/A
	- pressure test (N) .....:		—
	After test the lampholder comply with relevant standard sheets and show no damage		N/A
	After test on single-capped lampholder the lampholder have not moved from its position and show no permanent deformation		N/A
	- bending test (N) .....:		—
	After test the lampholder have not moved from its position and show no permanent deformation		N/A
1.6 (4.4.5)	Peak pulse voltage		N/A
1.6 (4.4.6)	Centre contact		N/A
1.6 (4.4.7)	Parts in rough service luminaires resistant to tracking		N/A
1.6 (4.4.8)	Lamp connectors		N/A

IEC 60598-2-1			
Clause	Requirement + Test	Result - Remark	Verdict
1.6 (4.4.9)	Caps and bases correctly used		N/A
1.6 (4.4.10)	Light source for lampholder or connection according IEC 60061 not connected another way		N/A
1.6 (4.5)	**Starter holders**		N/A
	Starter holder in luminaires other than class II		N/A
	Starter holder class II construction		N/A
1.6 (4.6)	**Terminal blocks**		N/A
	Tails		N/A
	Unsecured blocks		N/A
1.6 (4.7)	**Terminals and supply connections**		P
1.6 (4.7.1)	Contact to metal parts		P
1.6 (4.7.2)	Test 8 mm live conductor		P
	Test 8 mm earth conductor		P
1.6 (4.7.3)	Terminals for supply conductors		P
1.6 (4.7.3.1)	Welded method and material		N/A
	- stranded or solid conductor		N/A
	- spot welding		N/A
	- welding between wires		N/A
	- Type Z attachment		N/A
	- mechanical test according to 15.8.2		N/A
	- electrical test according to 15.9		N/A
	- heat test according to 15.9.2.3 and 15.9.2.4		N/A
1.6 (4.7.4)	Terminals other than supply connection		P
1.6 (4.7.5)	Heat-resistant wiring/sleeves		N/A
1.6 (4.7.6)	Multi-pole plug		N/A
	- test at 30 N		N/A
1.6 (4.8)	**Switches**		N/A
	- adequate rating		N/A
	- adequate fixing		N/A
	- polarized supply		N/A
	- compliance with IEC 61058-1 for electronic switches		N/A
1.6 (4.9)	**Insulating lining and sleeves**		N/A
1.6 (4.9.1)	Retainment		N/A
	Method of fixing .....:		—

IEC 60598-2-1			
Clause	Requirement + Test	Result - Remark	Verdict
1.6 (4.9.2)	Insulated linings and sleeves:		N/A
	Resistant to a temperature > 20 °C to the wire temperature or		N/A
	a) & c) Insulation resistance and electric strength		N/A
	b) Ageing test. Temperature (°C)……:		N/A
1.6 (4.10)	**Double or reinforced insulation**		N/A
1.6 (4.10.1)	No contact, mounting surface – accessible metal parts – wiring of basic insulation		N/A
	Safe installation fixed luminaires		N/A
	Capacitors and switches		N/A
	Interference suppression capacitors according to IEC 60384-14		N/A
1.6 (4.10.2)	Assembly gaps:		N/A
	- not coincidental		N/A
	- no straight access with test probe		N/A
1.6 (4.10.3)	Retainment of insulation:		N/A
	- fixed		N/A
	- unable to be replaced; luminaire inoperative		N/A
	- sleeves retained in position		N/A
	- lining in lampholder		N/A
1.6 (4.11)	**Electrical connections and current-carrying parts**		P
1.6 (4.11.1)	Contact pressure		P
1.6 (4.11.2)	Screws:		P
	- self-tapping screws		P
	- thread-cutting screws		N/A
1.6 (4.11.3)	Screw locking:		P
	- spring washer		P
	- rivets		N/A
1.6 (4.11.4)	Material of current-carrying parts		P
1.6 (4.11.5)	No contact to wood or mounting surface		P
1.6 (4.11.6)	Electro-mechanical contact systems		N/A
1.6 (4.12)	**Screws and connections (mechanical) and glands**		P
1.6 (4.12.1)	Screws not made of soft metal		P
	Screws of insulating material		N/A

IEC 60598-2-1			
Clause	Requirement + Test	Result - Remark	Verdict
	Torque test: torque (Nm); part.....:	1107: Fixed the base enclosure: 1,2 Nm; Fixed terminal block: 0,5 Nm; Earthing screw: 1,2 Nm	P
	Torque test: torque (Nm); part.....:	1204: Fixed the base enclosure: 2,0 Nm; Fixed terminal block: 0,5 Nm; Earthing screw: 1,2 Nm	P
	Torque test: torque (Nm); part.....:	1301: Fixed the base enclosure: 2,0 Nm; Fixed terminal block: 0,5 Nm; Earthing screw: 1,2 Nm	P
	Torque test: torque (Nm); part.....:	1402: Fixed the base enclosure: 1,2 Nm; Fixed terminal block: 0,5 Nm; Earthing screw: 1,2 Nm	P
	Torque test: torque (Nm); part.....:	2305: Fixed the base enclosure: 1,2 Nm; Fixed terminal block: 0,5 Nm; Earthing screw: 1,2 Nm	P
	Torque test: torque (Nm); part.....:	2507M: Fixed the base enclosure: 2,0 Nm; Fixed terminal block: 0,5 Nm; Earthing screw: 1,2 Nm	P
	Torque test: torque (Nm); part.....:	2406S: Fixed lamp cover: 1,2 Nm; Fixed terminal block: 0,5 Nm; Earthing screw: 1,2 Nm	P
	Torque test: torque (Nm); part.....:	2501S: Fixed the base enclosure: 1,2 Nm; Fixed terminal block: 0,4 Nm; Earthing screw: 1,2 Nm	P
1.6 (4.12.2)	Screws with diameter < 3 mm screwed into metal		P
1.6 (4.12.4)	Locked connections:		N/A
	- fixed arms; torque (Nm).....:		N/A
	- lampholder; torque (Nm).....:		N/A
	- push-button switches; torque 0,8 Nm.....:		N/A
1.6 (4.12.5)	Screwed glands; force (Nm).....:		N/A
1.6 (4.13)	**Mechanical strength**		P

IEC 60598-2-1			
Clause	Requirement + Test	Result - Remark	Verdict
1.6 (4.13.1)	Impact tests:		P
	- fragile parts; energy (Nm).....:	Glass cover: 0,2 Nm	P
	- other parts; energy (Nm).....:	Plastic lamp cover, metal enclosure: 0,35 Nm	P
	1) live parts		P
	2) linings		N/A
	3) protection		P
	4) covers		P
1.6 (4.13.3)	Straight test finger		P
1.6 (4.13.4)	Rough service luminaires		N/A
	- IP54 or higher		N/A
	a) fixed		N/A
	b) hand-held		N/A
	c) delivered with a stand		N/A
	d) for temporary installations and suitable for mounting on a stand		N/A
1.6 (4.13.6)	Tumbling barrel		N/A
1.6 (4.14)	**Suspensions, fixings and means of adjusting**		P
1.6 (4.14.1)	Mechanical load:		P
	A) four times the weight		P
	B) torque 2,5 Nm		N/A
	C) bracket arm; bending moment (Nm).....:		N/A
	D) load track-mounted luminaires		N/A
	E) clip-mounted luminaires, glass-shelve. Thickness (mm) .....:		N/A
	Metal rod. diameter (mm) .....:		N/A
	Fixed luminaire or independent control gear without fixing devices		N/A
1.6 (4.14.2)	Load to flexible cables		N/A
	Mass (kg) .....:		—
	Stress in conductors (N/mm²) .....:		N/A
	Mass (kg) of semi-luminaire .....:		—
	Bending moment (Nm) of semi-luminaire .....:		N/A
1.6 (4.14.3)	Adjusting devices:		N/A
	- flexing test; number of cycles.....:		N/A
	- strands broken .....:		N/A

IEC 60598-2-1			
Clause	Requirement + Test	Result - Remark	Verdict
	- electric strength test afterwards		N/A
1.6 (4.14.4)	Telescopic tubes: cords not fixed to tube; no strain on conductors		N/A
1.6 (4.14.5)	Guide pulleys		N/A
1.6 (4.14.6)	Strain on socket-outlets		N/A
1.6 (4.15)	**Flammable materials**		P
	- glow-wire test 650°C.....:	See Test Table 1.15 (13.3.2)	P
	- spacing ≥30 mm		N/A
	- screen withstanding test of 13.3.1		N/A
	- screen dimensions		N/A
	- no fiercely burning material		P
	- thermal protection		N/A
	- electronic circuits exempted		N/A
1.6 (4.15.2)	Luminaires made of thermoplastic material with lamp control gear		N/A
	a) construction		N/A
	b) temperature sensing control		N/A
	c) surface temperature		N/A
1.6 (4.16)	**Luminaires for mounting on normally flammable surfaces**		P
	No lamp control gear .....:	(compliance with Section 12)	N/A
1.6 (4.16.1)	Lamp control gear spacing:		N/A
	- spacing 35 mm		N/A
	- spacing 10 mm		N/A
1.6 (4.16.2)	Thermal protection:		N/A
	- in lamp control gear		N/A
	- external		N/A
	- fixed position		N/A
	- temperature marked lamp control gear		N/A
1.6 (4.16.3)	Design to satisfy the test of 12.6		N/A
1.6 (4.17)	**Drain holes**		N/A
	Clearance at least 5 mm		N/A
1.6 (4.18)	**Resistance to corrosion**		P
1.6 (4.18.1)	- rust-resistance		P
1.6 (4.18.2)	- season cracking in copper		P
1.6 (4.18.3)	- corrosion of aluminium		P
1.6 (4.19)	Igniters compatible with ballast		N/A

IEC 60598-2-1			
Clause	Requirement + Test	Result - Remark	Verdict
1.6 (4.20)	Rough service vibration		N/A
1.6 (4.21)	**Protective shield**		N/A
1.6 (4.21.1)	Shield fitted if tungsten halogen lamps or metal halide lamps		N/A
	Shield of glass if tungsten halogen lamps		N/A
1.6 (4.21.2)	Particles from a shattering lamp not impair safety		N/A
1.6 (4.21.3)	No direct path		N/A
1.6 (4.21.4)	Impact test on shield		N/A
	Glow-wire test on lamp compartment .....:		N/A
1.6 (4.22)	Attachments to lamps not cause overheating or damage		N/A
1.6 (4.23)	Semi-luminaires comply Class II		N/A
1.6 (4.24)	**Photobiological hazards**		P
1.6 (4.24.1)	No excessive UV radiation if tungsten halogen lamps and metal halide lamps (Annex P)		N/A
1.6 (4.24.2)	Retinal blue light hazard		P
	Luminaires with E_{thr}:		P
	a) Fixed luminaires		P
	- distance x m, borderline between RG1 and RG2...:	189 mm (types with LED module 3535)	P
	- marking and instruction according 3.2.23		P
	b) Portable and handheld luminaires		N/A
	- marking according 3.2.23 if RG1 exceeded at 200 mm according to IEC/TR 62778		N/A
	Portable luminaires for children IEC 60598-2-10 and Mains socket outlet nightlights IEC 60598-2-12 not exceed RG1 at 200 mm according to IEC/62778		N/A
1.6 (4.25)	**Mechanical hazard**		P
	No sharp point or edges		P
1.6 (4.26)	**Short-circuit protection**		N/A
1.6 (4.26.1)	Adequate means of uninsulated accessible SELV parts		N/A
1.6 (4.26.2)	Short-circuit test with test chain according 4.26.3		N/A
	Test chain not melt through		N/A
	Test sample not exceed values of Table 12.1 and 12.2		N/A
1.6 (4.27)	**Terminal blocks with integrated screwless earthing contacts**		N/A
	Test according Annex V		N/A

IEC 60598-2-1			
Clause	Requirement + Test	Result - Remark	Verdict
	Pull test of terminal fixing (20 N)		N/A
	After test, resistance < 0,05 Ω		N/A
	Pull test of mechanical connection (50 N)		N/A
	After test, resistance < 0,05 Ω		N/A
	Voltage drop test, resistance < 0,05 Ω		N/A
1.6 (4.28)	**Fixing of thermal sensing control**		N/A
	Not plug-in or easily replaceable type		N/A
	Reliably kept in position		N/A
	No adhesive fixing if UV radiations from a lamp can degrade the fixing		N/A
	Not outside the luminaire enclosure		N/A
	Test of adhesive fixing:		N/A
	Max. temperature on adhesive material (°C)……:		—
	100 cycles between t min and t max		N/A
	Temperature sensing control still in position		N/A
1.6 (4.29)	**Luminaires with non-replaceable light source**		N/A
	Not possible to replace light source		N/A
	Live part not accessible after parts have been opened by hand or tools		N/A
1.6 (4.30)	**Luminaires with non-user replaceable light source**		P
	If protective cover provide protection against electric shock and marked with “caution, electric shock risk” symbol:		N/A
	Minimum two fixing means		N/A
1.6 (4.31)	**Insulation between circuits**		P
	Circuits insulated from LV supply fulfil requirements according 4.31.1 – 4.31.3		P
	Controllable luminaires requiring same level of insulation for all components, the insulation between control terminals and LV supply fulfil requirements according 4.31.1 – 4.31.3		N/A
1.6 (4.31.1)	SELV circuits		P
	Used SELV source		P
	Voltage ≤ ELV		N/A
	Insulating of SELV circuits from LV supply		P
	Insulating of SELV circuits from other non SELV circuits		N/A
	Insulating of SELV circuits from FELV		N/A

IEC 60598-2-1			
Clause	Requirement + Test	Result - Remark	Verdict
	Insulating of SELV circuits from other SELV circuits		N/A
	SELV circuits insulated from accessible parts according Table X.1		P
	Plugs not able to enter socket-outlets of other voltage systems		N/A
	Socket outlets does not admit plugs of other voltage systems		N/A
	Plugs and socket-outlets does not have protective conductor contact		N/A
1.6 (4.31.2)	FELV circuits		N/A
	Used FELV source		N/A
	Voltage ≤ ELV		N/A
	Insulating of FELV circuits from LV supply		N/A
	FELV circuits insulated from accessible parts according Table X.1		N/A
	Plugs not able to enter socket-outlets of other voltage systems		N/A
	Socket outlets does not admit plugs of other voltage systems		N/A
	Socket-outlets does not have protective conductor contact		N/A
1.6 (4.31.3)	Other circuits		P
	Other circuits insulated from accessible parts according Table X.1		P
	Class II construction with equipotential bonding for protection against indirect contacts with live parts:		N/A
	- conductive parts are connected together		N/A
	- test according 7.2.3 of above		N/A
	- conductive part not cause an electric shock in case of an insulation fault		N/A
	- equipotential bonding in master/slave applications		N/A
	- master luminaire provided with terminal for accessible conductive parts of slave luminaires		N/A
	- slave luminaire constructed as class I		N/A
1.6 (4.32)	**Overvoltage protective devices**		N/A
	Comply with IEC 61643-11		N/A
	External to control gear and connected to earth:		N/A
	- only in fixed luminaires		N/A
	- only connected to protective earth		N/A

IEC 60598-2-1			
Clause	Requirement + Test	Result - Remark	Verdict

1.7 (11)	**CREEPAGE DISTANCES AND CLEARANCES**		P
1.7 (11.2)	Creepage distances and clearances .....:	See Table 1.7 (11.2)	P
	Working voltage (V) .....:	220 V – 240 V	—
	Rated pulse voltage (kV).....:	2,5 kV	—
	Voltage form .....:	Sinusoidal ☒ Non-sinusoidal ☐	—
	PTI .....:	< 600 ☒ ≥ 600 ☐	—
	Impulse withstand category (Normal category II) (Category III Annex U)	Category II ☒ Category III ☐	—

1.8 (7)	**PROVISION FOR EARTHING**		P
1.8 (7.2.1 + 7.2.3)	Accessible metal parts		P
	Metal parts in contact with supporting surface		P
	Resistance < 0,5 Ω .....:	Max. 0,016 Ω	P
	Self-tapping screws used		P
	Thread-forming screws		N/A
	Thread-forming screw used in a grove		N/A
	Earth makes contact first		P
	Terminal blocks with integrated screwless earthing contacts tested according Annex V		N/A
	Protective earthing of the luminaire not via built-in control gear		P
1.8 (7.2.2 + 7.2.3)	Earth continuity in joints, etc.		N/A
1.8 (7.2.4)	Locking of clamping means		P
	Compliance with 4.7.3		P
	Terminal blocks with integrated screwless earthing contacts tested according Annex V		N/A
1.8 (7.2.5)	Earth terminal integral part of connector socket		N/A
1.8 (7.2.6)	Earth terminal adjacent to mains terminals		P
1.8 (7.2.7)	Electrolytic corrosion of the earth terminal		P
1.8 (7.2.8)	Material of earth terminal		P
	Contact surface bare metal		P
1.8 (7.2.10)	Class II luminaire for looping-in		N/A
	Double or reinforced insulation to functional earth		N/A

IEC 60598-2-1			
Clause	Requirement + Test	Result - Remark	Verdict
1.8 (7.2.11)	Earthing core coloured green-yellow		P
	Length of earth conductor		P
1.9 (14)	**SCREW TERMINALS**		P
	Separately approved; component list .....:	(see Annex 1)	P
	Part of the luminaire .....:		N/A
1.9 (15)	**SCREWLESS TERMINALS AND ELECTRICAL CONNECTIONS**		N/A
	Separately approved; component list .....:		N/A
	Part of the luminaire .....:		N/A
1.10 (5)	**EXTERNAL AND INTERNAL WIRING**		P
1.10 (5.2)	**Supply connection and external wiring**		P
1.10 (5.2.1)	Means of connection.....:	Terminal block	P
	Outdoor luminaire has not PVC insulated external wiring if not class III or SELV ≤ 25 V a.c./60 V d.c. or protected from outdoor environment		N/A
1.10 (5.2.2)	Type of cable.....:		N/A
	Nominal cross-sectional area (mm²).....:		N/A
	Cables equal to IEC 60227 or IEC 60245		N/A
1.10 (5.2.3)	Type of attachment, X, Y or Z		N/A
1.10 (5.2.5)	Type Z not connected to screws		N/A
1.10 (5.2.6)	Cable entries:		P
	- suitable for introduction		P
	- adequate degree of protection		P
1.10 (5.2.7)	Cable entries through rigid material have rounded edges		N/A
1.10 (5.2.8)	Insulating bushings:		N/A
	- suitably fixed		N/A
	- material in bushings		N/A
	- material not likely to deteriorate		N/A
	- tubes or guards made of insulating material		N/A
1.10 (5.2.9)	Locking of screwed bushings		N/A
1.10 (5.2.10)	Cord anchorage:		N/A
	- covering protected from abrasion		N/A

IEC 60598-2-1			
Clause	Requirement + Test	Result - Remark	Verdict
	- clear how to be effective		N/A
	- no mechanical or thermal stress		N/A
	- no tying of cables into knots etc.		N/A
	- insulating material or lining		N/A
1.10 (5.2.10.1)	Cord anchorage for type X attachment:		N/A
	a) at least one part fixed		N/A
	b) types of cable		N/A
	c) no damaging of the cable		N/A
	d) whole cable can be mounted		N/A
	e) no touching of clamping screws		N/A
	f) metal screw not directly on cable		N/A
	g) replacement without special tool		N/A
	Glands not used as anchorage		N/A
	Labyrinth type anchorages		N/A
1.10 (5.2.10.2)	Adequate cord anchorage for type Y and type Z attachment		N/A
1.10 (5.2.10.3)	Tests:		N/A
	- impossible to push cable; unsafe		N/A
	- pull test: 25 times; pull (N) .....:		N/A
	- torque test: torque (Nm).....:		N/A
	- displacement ≤ 2 mm		N/A
	- no movement of conductors		N/A
	- no damage of cable or cord		N/A
	- function independent of electrical connection		N/A
1.10 (5.2.11)	External wiring passing into luminaire		N/A
1.10 (5.2.12)	Looping-in terminals		N/A
1.10 (5.2.13)	Wire ends not tinned		N/A
	Wire ends tinned: no cold flow		N/A
1.10 (5.2.14)	Mains plug same protection		N/A
	Class III luminaire plug		N/A
	No unsafe compatibility		N/A

IEC 60598-2-1			
Clause	Requirement + Test	Result - Remark	Verdict
1.10 (5.2.16)	Appliance inlets (IEC 60320)		N/A
	Installation couplers (IEC 61535)		N/A
	Other appliance inlet or connector according relevant IEC standard		N/A
1.10 (5.2.17)	No standardized interconnecting cables properly assembled		N/A
1.10 (5.2.18)	Used plug in accordance with		N/A
	- IEC 60083		N/A
	- other standard		N/A
1.10 (5.3)	**Internal wiring**		P
1.10 (5.3.1)	Internal wiring of suitable size and type	(see Annex 1)	P
	Through wiring		N/A
	- not delivered/ mounting instruction		N/A
	- factory assembled		N/A
	- socket outlet loaded (A) .....:		N/A
	- temperatures .....:		N/A
	Green-yellow for earth only		P
1.10 (5.3.1.1)	Internal wiring connected directly to fixed wiring		P
	Cross-sectional area (mm²) .....:	(see Annex 1)	P
	Insulation thickness		P
	Extra insulation added where necessary		N/A
1.10 (5.3.1.2)	Internal wiring connected to fixed wiring via internal current-limiting device		P
	Adequate cross-sectional area and insulation thickness		P
1.10 (5.3.1.3)	Double or reinforced insulation for class II		N/A
1.10 (5.3.1.4)	Conductors without insulation		N/A
1.10 (5.3.1.5)	SELV current-carrying parts		N/A
1.10 (5.3.1.6)	Insulation thickness other than PVC or rubber		N/A
1.10 (5.3.2)	Sharp edges etc.		P
	No moving parts of switches etc.		N/A
	Joints, raising/lowering devices		N/A

IEC 60598-2-1			
Clause	Requirement + Test	Result - Remark	Verdict
	Telescopic tubes etc.		N/A
	No twisting over 360°		P
1.10 (5.3.3)	Insulating bushings:		N/A
	- suitable fixed		N/A
	- material in bushings		N/A
	- material not likely to deteriorate		N/A
	- cables with protective sheath		N/A
1.10 (5.3.4)	Joints and junctions effectively insulated		N/A
1.10 (5.3.5)	Strain on internal wiring		N/A
1.10 (5.3.6)	Wire carriers		N/A
1.10 (5.3.7)	Wire ends not tinned		N/A
	Wire ends tinned: no cold flow		N/A
1.11 (8)	**PROTECTION AGAINST ELECTRIC SHOCK**		P
1.11 (8.2.1)	Live parts not accessible		P
	Basic insulated parts not used on the outer surface without appropriate protection		P
	Basic insulated parts not accessible with standard test finger on portable, settable and adjustable luminaires		N/A
	Basic insulated parts not accessible with Ø 50 mm probe from outside, other types of luminaires		P
	Lamp and starterholders in portable and adjustable luminaires comply with double or reinforced insulation requirements		N/A
	Basic insulation only accessible under lamp or starter replacement		N/A
	Protection in any position		P
	Double-ended tungsten filament lamp		N/A
	Insulation lacquer not reliable		P
	Double-ended high pressure discharge lamp		N/A
	Relevant warning according to 3.2.18 fitted to the luminaire		N/A
1.11 (8.2.2)	Portable luminaire adjusted in most unfavourable position		N/A
1.11 (8.2.3.a)	Class II luminaire:		N/A
	- basic insulated metal parts not accessible during starter or lamp replacement		N/A

IEC 60598-2-1			
Clause	Requirement + Test	Result - Remark	Verdict
	- basic insulation not accessible other than during starter or lamp replacement		N/A
	- glass protective shields not used as supplementary insulation		N/A
1.11 (8.2.3.b)	BC lampholder of metal in class I luminaires shall be earthed		N/A
1.11 (8.2.3.c)	SELV circuits with exposed current carrying parts:		N/A
	Ordinary luminaire:		N/A
	- touch current .....:		N/A
	- no-load voltage.....:		N/A
	Other than ordinary luminaire:		N/A
	- nominal voltage .....:		N/A
1.11 (8.2.4)	Portable luminaire have protection independent of supporting surface		N/A
1.11 (8.2.5)	Compliance with the standard test finger or relevant probe		P
1.11 (8.2.6)	Covers reliably secured		P
1.11 (8.2.7)	Discharging of capacitors ≥ 0,5 μF	Discharged voltage: 0 V	P
	Portable plug connected luminaire with capacitor		N/A
	Other plug connected luminaire with capacitor		N/A
	Discharge device on or within capacitor		N/A
	Discharge device mounted separately		N/A

1.12 (12)	**ENDURANCE TEST AND THERMAL TEST**		P
1.12 (-)	If IP > IP 20 relevant test of (12.4), (12.5) and (12.6) after (9.2) before (9.3) specified in 4.13		—
1.12 (12.3)	Endurance test:		P
	- mounting-position .....:	Fixed on the wall	—
	- test temperature (°C).....:	35 °C	—
	- total duration (h) .....:	240 h	—
	- supply voltage: Un factor; calculated voltage (V)...:	1,1 X 240 V = 264 V	—
	- lamp used .....:	LED module	—
1.12 (12.3.2)	After endurance test:		P
	- no part unserviceable		P
	- luminaire not unsafe		P

IEC 60598-2-1			
Clause	Requirement + Test	Result - Remark	Verdict
	- no damage to track system		N/A
	- marking legible		P
	- no cracks, deformation etc.		P
1.12 (12.4)	Thermal test (normal operation)	(see Annex 2)	P
1.12 (12.5)	Thermal test (abnormal operation)	(see Annex 2)	P
1.12 (12.6)	Thermal test (failed lamp control gear condition):		N/A
1.12 (12.6.1)	Through wiring or looping-in wiring loaded by a current of (A) .....:		—
	- case of abnormal conditions .....:		—
	- electronic lamp control gear		N/A
	- measured winding temperature (°C): at 1,1 Un ....:		—
	- measured mounting surface temperature (°C) at 1,1 Un .....:		N/A
	- calculated mounting surface temperature (°C) .....:		N/A
	- track-mounted luminaires		N/A
1.12 (12.6.2)	Temperature sensing control		N/A
	- case of abnormal conditions .....:		—
	- thermal link		N/A
	- manual reset cut-out		N/A
	- auto reset cut-out		N/A
	- measured mounting surface temperature (°C).....:		N/A
	- track-mounted luminaires		N/A
1.12 (12.7)	Thermal test (failed lamp control gear in plastic luminaires):		N/A
1.12 (12.7.1)	Luminaire without temperature sensing control		N/A
1.12 (12.7.1.1)	Luminaire with fluorescent lamp ≤ 70W		N/A
	Test method 12.7.1.1 or Annex W .....:		—
	Test according to 12.7.1.1:		N/A
	- case of abnormal conditions .....:		—
	- Ballast failure at supply voltage (V) .....:		—
	- Components retained in place after the test		N/A
	- Test with standard test finger after the test		N/A
	Test according to Annex W:		N/A
	- case of abnormal conditions .....:		—

IEC 60598-2-1			
Clause	Requirement + Test	Result - Remark	Verdict
	- measured winding temperature (°C): at 1,1 Un .....:		—
	- measured temperature of fixing point/exposed part (°C): at 1,1 Un .....:		—
	- calculated temperature of fixing point/exposed part (°C) .....:		—
	Ball-pressure test..... :	See Table 1.15 (13.2.1)	N/A
1.12 (12.7.1.2)	Luminaire with discharge lamp, fluorescent lamp > 70W, transformer > 10 VA		N/A
	- case of abnormal conditions .....:		—
	- measured winding temperature (°C): at 1,1 Un .....:		—
	- measured temperature of fixing point/exposed part (°C): at 1,1 Un .....:		—
	- calculated temperature of fixing point/exposed part (°C) .....:		—
	Ball-pressure test.....:	See Table 1.15 (13.2.1)	N/A
1.12 (12.7.1.3)	Luminaire with short circuit proof transformers ≤ 10 VA		N/A
	- case of abnormal conditions .....:		—
	- Components retained in place after the test		N/A
	- Test with standard test finger after the test		N/A
1.12 (12.7.2)	Luminaire with temperature sensing control		N/A
	- thermal link.....:	Yes ☐ No ☐	—
	- manual reset cut-out.....:	Yes ☐ No ☐	—
	- auto reset cut-out .....:	Yes ☐ No ☐	—
	- case of abnormal conditions .....:		—
	- highest measured temperature of fixing point/ exposed part (°C): .....:		—
	Ball-pressure test:.....:	See Table 1.15 (13.2.1)	N/A

1.13 (9)	**RESISTANCE TO DUST, SOLID OBJECTS AND MOISTURE**		P
1.13 (-)	If IP > IP 20 the order of tests as specified in clause 1.12		P
1.13 (9.2)	Tests for ingress of dust, solid objects and moisture:		—
	- classification according to IP.....:	IP54	—
	- mounting position during test .....:	Normal use position	—
	- fixing screws tightened; torque (Nm).....:	A torque equal to two-thirds of that specified in clause 1.6 (4.12)	—

IEC 60598-2-1			
Clause	Requirement + Test	Result - Remark	Verdict
	- tests according to clauses .....:	Clause 9.2.1 and 9.2.5	—
	- electric strength test afterwards		P
	a) no deposit in dust-proof luminaire		P
	b) no talcum in dust-tight luminaire		N/A
	c) no trace of water on current-carrying parts or on insulation where it could become a hazard		P
	d) i) For luminaires without drain holes – no water entry		P
	d) ii) For luminaires with drain holes – no hazardous water entry		N/A
	e) no water in watertight luminaire		N/A
	f) no contact with live parts (IP 2X)		N/A
	f) no entry into enclosure (IP 3X and IP 4X)		N/A
	f) no contact with live parts (IP3X and IP4X)		N/A
	g) no trace of water on part of lamp requiring protection from splashing water		N/A
	h) no damage of protective shield or glass envelope		P
1.13 (9.3)	Humidity test 48 h		P

1.14 (10)	**INSULATION RESISTANCE AND ELECTRIC STRENGTH**		P
1.14 (10.2.1)	Insulation resistance test		P
	Cable or cord covered by metal foil or replaced by a metal rod of mm Ø .....:		—
	Insulation resistance (MΩ).....:		—
	SELV		P
	- between current-carrying parts of different polarity:		N/A
	- between current-carrying parts and mounting surface .....:	>500 MΩ	P
	- between current-carrying parts and metal parts of the luminaire.....:	>500 MΩ	P
	- between the outer surface of a flexible cord or cable where it is clamped in a cord anchorage and accessible metal parts .....:		N/A
	- Insulation bushings as described in Section 5 .....:		N/A
	Other than SELV		P
	- between live parts of different polarity.....:		N/A
	- between live parts and mounting surface .....:	>500 MΩ	P

IEC 60598-2-1			
Clause	Requirement + Test	Result - Remark	Verdict
	- between live parts and metal parts.....:	>500 MΩ	P
	- between live parts of different polarity through action of a switch.....:		N/A
	- between the outer surface of a flexible cord or cable where it is clamped in a cord anchorage and accessible metal parts .....:		N/A
	- Insulation bushings as described in Section 5 .....:		N/A
1.14 (10.2.2)	Electric strength test		P
	Dummy lamp		N/A
	Luminaires with ignitors after 24 h test		N/A
	Luminaires with manual ignitors		N/A
	Test voltage (V).....:		P
	SELV		P
	- between current-carrying parts of different polarity:		N/A
	- between current-carrying parts and mounting surface .....:	500 V	P
	- between current-carrying parts and metal parts of the luminaire.....:	500 V	P
	- between the outer surface of a flexible cord or cable where it is clamped in a cord anchorage and accessible metal parts .....:		N/A
	- Insulation bushings as described in Section 5 .....:		N/A
	Other than SELV		P
	- between live parts of different polarity.....:		N/A
	- between live parts and mounting surface .....:	1480 V	P
	- between live parts and metal parts.....:	1480 V	P
	- between live parts of different polarity through action of a switch.....:		N/A
	- between the outer surface of a flexible cord or cable where it is clamped in a cord anchorage and accessible metal parts .....:		N/A
	- Insulation bushings as described in Section 5 .....:		N/A
1.14 (10.3)	Touch current or protective conductor current (mA).:	1107: 0,09 mA; 1204: 0,08 mA; 1301: 0,04 mA; 1402: 0,1 mA; 2305: 0,1 mA; 2507M: 0,06 mA; 2406S: 0,08 mA; 2501S: 0,1 mA;	P

IEC 60598-2-1			
Clause	Requirement + Test	Result - Remark	Verdict
1.15 (13)	**RESISTANCE TO HEAT, FIRE AND TRACKING**		P
1.15 (13.2.1)	Ball-pressure test.....:	See Test Table 1.15 (13.2.1)	P
1.15 (13.3.1)	Needle-flame test (10 s) .....:	See Test Table 1.15 (13.3.1)	P
1.15 (13.3.2)	Glow-wire test (650°C).....:	See Test Table 1.15 (13.3.2)	P
1.15 (13.4)	Proof tracking test (IEC 60112).....:	See Test Table 1.15 (13.4)	P

IEC 60598-2-1			
Clause	Requirement + Test	Result - Remark	Verdict

1.7 (11.2)	**TABLES: Creepage distances and clearances**	P
Table 11.1	**Minimum distances (mm) for a.c. (50/60 Hz) sinusoidal voltages**	P

RMS working voltage (V) not exceeding	50	150	250	500	750	1000
Creepage distances						
Required basic insulation, PTI ≥ 600	0,6	0,8	1,5	3	4	5,5
Measured	-	-	-	-	-	-
Required basic insulation, PTI < 600	1,2	1,6	2,5	5	8	10
Measured	-	-	2,6	-	-	-
Required supplementary insulation PTI ≥ 600	-	0,8	1,5	3	4	5,5
Measured	-	-	-	-	-	-
Required supplementary insulation PTI < 600	-	1,6	2,5	5	8	10
Measured	-	-	-	-	-	-
Required reinforced insulation	-	3,2	5	6	8	11
Measured	-	-	-	-	-	-
Clearances						
Required basic insulation	0,2	0,8	1,5	3	4	5,5
Measured	-	-	1,6	-	-	-
Required supplementary insulation	-	0,8	1,5	3	4	5,5
Measured	-	-	-	-	-	-
Required reinforced insulation	-	1,6	3	6	8	11
Measured	-	-	-	-	-	-

Table 11.2	**Minimum distances (mm) for non-sinusoidal pulse voltages**	N/A

Rated pulse voltage (peak kV)	2,0	2,5	3,0	4,0	5,0	6,0	8,0
Required clearances	1,0	1,5	2	3	4	5,5	8
Measured	-	-	-	-	-	-	-
Rated pulse voltage (peak kV)	10	12	15	20	25	30	40
Required clearances	11	14	18	25	33	40	60
Measured	-	-	-	-	-	-	-
Rated pulse voltage (peak kV)	50	60	80	100	-	-	-
Required clearances	75	90	130	170	-	-	-
Measured	-	-	-	-	-	-	-

IEC 60598-2-1			
Clause	Requirement + Test	Result - Remark	Verdict

1.15 (13.2.1)	**TABLE: Ball Pressure Test of Thermoplastics**			P
Allowed impression diameter (mm) .....:		2 mm		—
Object/ Part No./ Material	Manufacturer/ trademark	Test temperature (°C)	Impression diameter (mm)	
Terminal block	(see Annex 1)	125	1,3	
Plastic lamp cover	(see Annex 1)	75	0,7	
Connector between LED driver and LED module	(see Annex 1)	125	1,5	
Enclosure of LED driver	(see Annex 1)	125	1,1	
Bobbin of transformer	(see Annex 1)	125	0,9	
PCB	(see Annex 1)	125	0,9	

1.15 (13.3.1)	**TABLE: Needle-flame test (IEC 60695-11-5)**				P
Object/ Part No./ Material	Manufacturer/ trademark	Duration of application of test flame (ta); (s)	Ignition of specified layer Yes/No	Duration of burning (tb) (s)	Verdict
Terminal block	(see Annex 1)	10	No	N/A	P
Enclosure of LED driver	(see Annex 1)	10	No	N/A	P
Connector between LED driver and LED module	(see Annex 1)	10	No	N/A	P
Bobbin of transformer	(see Annex 1)	10	No	N/A	P
PCB	(see Annex 1)	10	No	N/A	P

1.15 (13.3.2)	**TABLE: Glow-wire test (IEC 60695-2-11)**				P
Glow wire temperature .....:		650°C			—
Object/ Part No./ Material	Manufacturer/ trademark	Duration of application of test flame (ta); (s)	Ignition of specified layer Yes/No	Duration of burning (tb) (s)	Verdict
Plastic lamp cover	(see Annex 1)	30	No	0	P
Insulation tape	(see Annex 1)	30	No	0	P
Plastic enclosure over LED module (transparent)	(see Annex 1)	30	No	0	P
Plastic enclosure over LED module (white)	(see Annex 1)	30	No	0	P

IEC 60598-2-1			
Clause	Requirement + Test	Result - Remark	Verdict

Any flame or glowing of the sample extinguished within 30 s of withdrawing the glow-wire, and any burning or molten drop did not ignite the underlying parts (Yes/No)..... :	Yes

1.15 (13.4)	**TABLE: Proof tracking test (IEC 60112)**				P
Test voltage PTI .....:		175 V			—
Object/ Part No./ Material	Manufacturer/ trademark	Withstand 50 drops without failure on three places or on three specimens			Verdict
Terminal block	(see Annex 1)	P	P	P	P
Enclosure of LED driver	(see Annex 1)	P	P	P	P
Connector between LED driver and LED module	(see Annex 1)	P	P	P	P
Bobbin of transformer	(see Annex 1)	P	P	P	P
PCB	(see Annex 1)	P	P	P	P

IEC 60598-2-1			
Clause	Requirement + Test	Result - Remark	Verdict

ANNEX 1	TABLE: Critical components information	P

object/part No.	code	manufacturer/ trademark	type/model	technical data	standard	mark(s) of conformity
Terminal block	B	Yuyao Sineyi Electronic Technology Co. Ltd.	CA8	450 V~, 0,75 mm^2 – 1,5 mm^2, T110	EN 60998-2-1 EN 60998-1	VDE (40024023)
			CA10	450 V~, 1,0 mm^2 – 2,5 mm^2, T110		
Internal wire (lead to LED driver and earthing wire)	C	Xiangshan Haoguang Electric Wire & Cable Co., Ltd.	H05V-K	1 x 0,75 mm^2	EN 50525-2-31	VDE (126062)
(Alternative)	D	Ningbo Yuxin Electrical Appliance Co., Ltd.	H05V-K	1 x 0,75 mm^2	EN 50525-2-31	VDE (40024297)
Internal wire (lead to LED module)	C	Cixi FuHai Ji Teng Electric Fiting Factory	H05SJ-K, H05S-K	1 x 0,5 mm^2, 180 ºC	EN 50525-2-41	VDE (40016339) + tested with appliance
(Alternative)	D	Ningbo Haoguang Electric Appliance Co., Ltd.	H05SJ-K, H05S-K	1 x 0,5 mm^2, 180 ºC	EN 50525-2-41	VDE (40038042) + tested with appliance
LED driver	C	Ikanlite Electric Co., Limited	IK06W-700-1	Input: 220 V – 240 V, 50 Hz / 60 Hz, 0,04 A, tc: 75 ºC, Output: 700 mA, Max. 8 V d.c., Max. 19 V d.c. (for no load), Max. 6 W	EN 61347-2-13 EN 61347-1	Tested with appliance
			IK07W-350-1	Input: 220 V – 240 V, 50 Hz / 60 Hz, 0,05 A, tc: 75 ºC, Output: 350 mA, Max. 24 V d.c., Max. 38 V d.c. (for no load), Max. 7 W		

IEC 60598-2-1			
Clause	Requirement + Test	Result - Remark	Verdict

LED driver	C	Ikanlite Electric Co., Limited	IK12W-350-1	Input: 220 V – 240 V, 50 Hz / 60 Hz, 0,08 A, tc: 75 ºC, Output: 350 mA, Max. 42 V d.c., Max. 57 V d.c. (for no load), Max. 12 W	EN 61347-2-13 EN 61347-1	Tested with appliance
-fuse resistor (for model IK06W-700-1 and IK07W-350-1)	C	Xuyi Sanwei Electric Co., Ltd.	RXF-1W	1 W, 10 Ω	EN 61347-2-13 EN 61347-1	UL (E330127) + tested with appliance
-fuse (for model IK12W-350-1)	C	Xuyi Sanwei Electric Co., Ltd.	3.6*10	250 V~, 1 A	EN 60127-3 EN 60127-1	VDE (40034490)
-X2 capacitor (for model IK12W-350-1)	C	Rugao Shuangcheng Electronic Co., Ltd.	MKP	275 V~, X2, 0,1 µF, 40/100/21	EN 60384-14	VDE (40025673)
-Varistor (for model IK12W-350-1)	C	Cerglass Mfg Inc	05D471K	40/85/21	DIN EN 61051-1	VDE (40028836)
-Y1 capacitor	D	Shantou High-New Technology Dev. Zone Songtian Enterprise Co., Ltd.	CD-series	400 V~, Y1, 2200 pF, 25/125/21	EN 60384-14	VDE (40025754)
-transformer	C	Ikanlite Electric Co., Limited	EE13-700 (for model IK06W-700-1)	N1: 14 T(Triple insulation wire: φ 0,45 mm x 1) N2: 125 T(φ 0,15 mm x 1)	EN 61347-2-13 EN 61347-1	Tested with appliance
			EE13-350 (for IK07W-350-1)	N1: 38 T(Triple insulation wire: φ 0,45 mm x 1) N2: 104 T(φ 0,15 mm x 1)		

IEC 60598-2-1				
Clause	Requirement + Test		Result - Remark	Verdict

			EE19 (for model IK12W-350-1)	N1: 101 T(φ 0,16 mm x 1) N2: 30 T(φ 0,16 mm x 1) N3: 51 T(Triple insulation wire: φ 0,3 mm x 1) N4: 49 T(φ 0,16 mm x 1) N5: 20 T(φ 0,16 mm x 1)		
-bobbin of transformer	C	Ikanlite Electric Co., Limited	Bakelite	GWT 650 ºC	EN 61347-2-13 EN 61347-1	Tested with appliance
-insulation tape	C	Jingjiang Jingyang Insulating Product Co., Ltd.	JY-133	130 ºC	EN 61347-2-13 EN 61347-1	UL (309872) + tested with appliance
-magnet wire	C	Heng Ya Electric Kun Shan Ltd.	LZ-UEWB	130 ºC	EN 61347-2-13 EN 61347-1	UL (245514) + tested with appliance
-triple insulation wire	C	Cosmolink Co., Ltd.	TIW-M	130 ºC	EN 61347-2-13 EN 61347-1	UL (213764) + tested with appliance
-bobbin of inductor	C	Ikanlite Electric Co., Limited	Bakelite	GWT 650 ºC	EN 61347-2-13 EN 61347-1	Tested with appliance
-PCB	C	Ikanlite Electric Co., Limited	CEM-1, FR-4	Min. thickness: 1,1 mm	EN 61347-2-13 EN 61347-1	Tested with appliance
-enclosure	C	Ikanlite Electric Co., Limited	PC	Min. thickness: 1,1 mm	EN 61347-2-13 EN 61347-1	Tested with appliance
(Alternative) (for detailed types, see p.8 – p.9)	D	Eaglerise Electric & Electronic (Foshan) Co., Ltd.	EBP003C0350SS	Input: 100 V – 240 V, 50 Hz / 60 Hz, tc: 75 ºC, Output: 350 mA, 2,8 V d.c. – 12 V d.c., Max. 16 V d.c.	EN 61347-2-13 EN 61347-1	Intertek S (1605661)

IEC 60598-2-1			
Clause	Requirement + Test	Result - Remark	Verdict

(Alternative) (for detailed types, see p.8 – p.9)	D	Eaglerise Electric & Electronic (Foshan) Co., Ltd.	EIP008C0350 LS	Input: 220 V – 240 V, 50 Hz / 60 Hz, tc: 75 ºC, Output: 350 mA, 11,5 V d.c. – 23 V d.c., Max. 28 V d.c.	EN 61347-2-13 EN 61347-1	Intertek S (1606437)
(Alternative) (for detailed types, see p.8 – p.9)	D	Eaglerise Electric & Electronic (Foshan) Co., Ltd.	EIP012C0350 LS	Input: 220 V – 240 V, 50 Hz / 60 Hz, tc: 75 ºC, Output: 350 mA, 17 V d.c. – 34 V d.c., Max. 40 V d.c.	EN 61347-2-13 EN 61347-1	Intertek S (1600001)
Seal ring	C	Ikanlite Electric Co., Limited	Rubber	--	EN 60598-2-1 EN 60598-1	Tested with appliance
Aluminum substrate	C	Ikanlite Electric Co., Limited	ADC102	Min. thickness: 1,1 mm	EN 60598-2-1 EN 60598-1	Tested with appliance
Connector between LED driver and LED module	C	Ikanlite Electric Co., Limited	PC	--	EN 60598-2-1 EN 60598-1	Tested with appliance
Plastic enclosure over LED module (transparent)	C	Ikanlite Electric Co., Limited	PC	GWT 650 ºC	EN 60598-2-1 EN 60598-1	Tested with appliance
Plastic enclosure over LED module (white)	C	Ikanlite Electric Co., Limited	PC	GWT 650 ºC	EN 60598-2-1 EN 60598-1	Tested with appliance
LED module (for detailed types, see p.8 – p.9)	C	Shenzhen Guangmai Electronics Co., Ltd.	2835	3,0-3,4 V d.c., 60 mA	EN 62471 IEC/TR 62778	Tested with appliance
LED module (for detailed types, see p.8 – p.9)	C	Shenzhen Guangmai Electronics Co., Ltd.	3030	3,0-3,4 V d.c., 300 mA	EN 62471 IEC/TR 62778	Tested with appliance
LED module (for detailed types, see p.8 – p.9)	C	Shenzhen Guangmai Electronics Co., Ltd.	3535	3,0-3,4 V d.c., 350-700 mA	EN 62471 IEC/TR 62778	Tested with appliance
Plastic lamp cover	C	Ikanlite Electric Co., Limited	PC	Min. thickness: 1,1 mm	EN 60598-2-1 EN 60598-1	Tested with appliance

IEC 60598-2-1			
Clause	Requirement + Test	Result - Remark	Verdict

Supplementary information:
[1)] Provided evidence ensures the agreed level of compliance. See OD-CB2039.
The codes above have the following meaning:
A - The component is replaceable with another one, also certified, with equivalent characteristics
B - The component is replaceable if authorised by the test house
C - Integrated component tested together with the appliance
D - Alternative component

IEC 60598-2-1			
Clause	Requirement + Test	Result - Remark	Verdict

ANNEX 2	TABLE: Temperature measurements, thermal tests of Section 12	P

	Type reference .....:	1107	—
	Lamp used.....:	LED module	—
	Lamp control gear used .....:	IK12W-350-1	—
	Mounting position of luminaire.....:	Fixed on the wall	—
	Supply wattage (W) .....:	10,3	—
	Supply current (A).....:	0,057	—
	Calculated power factor .....:	0,757	—
	Table: measured temperatures corrected for ta = 25 °C:		—
	- abnormal operating mode .....:	10 % LEDs short-circuited	—
	- test 1: rated voltage .....:	—	—
	- test 2: 1,06 times rated voltage or 1,05 times rated wattage.....:	1,06 X 240 V = 254,4 V	—
	- test 3: Load on wiring to socket-outlet, 1,06 times voltage or 1,05 times wattage .....:	—	—
	- test 4: 1,1 times rated voltage or 1,05 times rated wattage.....:	1,1 X 240 V = 264 V	—
	Through wiring or looping-in wiring loaded by a current of A during the test .....:	—	—

Temperature measurements, (°C)

Part	Ambient	Clause 12.4 – normal				Clause 12.5 – abnormal	
		test 1	test 2	test 3	limit	test 4	limit
Test piece	See above	—	28,8	—	90	—	—
Terminal block	See above	—	32,5	—	110	—	—
Internal wire	See above	—	50,9	—	90	—	—
Tc of LED driver	See above	—	56,4	—	75	—	—
Plastic lamp cover	See above	—	32,6	—	Ref.	—	—
Mounting surface	See above	—	31,5	—	90	35,0	130

	Type reference .....:	1107	—
	Lamp used.....:	LED module	—
	Lamp control gear used .....:	EIP012C0350LS	—
	Mounting position of luminaire.....:	Fixed on the wall	—

IEC 60598-2-1			
Clause	Requirement + Test	Result - Remark	Verdict

	Supply wattage (W) .....:	10,3	—
	Supply current (A).....:	0,055	—
	Calculated power factor .....:	0,792	—
	Table: measured temperatures corrected for ta = 25 °C:		—
	- abnormal operating mode .....:	—	—
	- test 1: rated voltage .....:	—	—
	- test 2: 1,06 times rated voltage or 1,05 times rated wattage.....:	1,06 X 240 V = 254,4 V	—
	- test 3: Load on wiring to socket-outlet, 1,06 times voltage or 1,05 times wattage .....:	—	—
	- test 4: 1,1 times rated voltage or 1,05 times rated wattage.....:	—	—
	Through wiring or looping-in wiring loaded by a current of A during the test .....:	—	—

Temperature measurements, (°C)

Part	Ambient	Clause 12.4 – normal				Clause 12.5 – abnormal	
		test 1	test 2	test 3	limit	test 4	limit
Tc of LED driver	See above	—	48,0	—	75	—	—
Mounting surface	See above	—	37,4	—	90	—	—

	Type reference .....:	1204	—
	Lamp used.....:	LED module	—
	Lamp control gear used .....:	IK06W-700-1	—
	Mounting position of luminaire.....:	Fixed on the wall	—
	Supply wattage (W) .....:	6,2	—
	Supply current (A).....:	0,055	—
	Calculated power factor .....:	0,472	—
	Table: measured temperatures corrected for ta = 25 °C:		—
	- abnormal operating mode .....:	10 % LEDs short-circuited	—
	- test 1: rated voltage .....:	—	—
	- test 2: 1,06 times rated voltage or 1,05 times rated wattage.....:	1,06 X 240 V = 254,4 V	—
	- test 3: Load on wiring to socket-outlet, 1,06 times voltage or 1,05 times wattage .....:	—	—

IEC 60598-2-1			
Clause	Requirement + Test	Result - Remark	Verdict

	- test 4: 1,1 times rated voltage or 1,05 times rated wattage.....:	1,1 X 240 V = 264 V	—
	Through wiring or looping-in wiring loaded by a current of A during the test .....:	—	—

Temperature measurements, (°C)

Part	Ambient	Clause 12.4 – normal				Clause 12.5 – abnormal	
		test 1	test 2	test 3	limit	test 4	limit
Test piece	See above	—	40,8	—	90	—	—
Terminal block	See above	—	43,1	—	110	—	—
Internal wire	See above	—	52,0	—	90	—	—
Tc of LED driver	See above	—	62,0	—	75	—	—
Glass cover	See above	—	39,0	—	Ref.	—	—
Mounting surface	See above	—	43,5	—	90	38,4	130

	Type reference .....:	1301	—
	Lamp used.....:	LED module	—
	Lamp control gear used .....:	EBP003C0350SS	—
	Mounting position of luminaire.....:	Fixed on the wall	—
	Supply wattage (W) .....:	4,5	—
	Supply current (A).....:	0,039	—
	Calculated power factor .....:	0,477	—
	Table: measured temperatures corrected for ta = 25 °C:		—
	- abnormal operating mode .....:	—	—
	- test 1: rated voltage .....:	—	—
	- test 2: 1,06 times rated voltage or 1,05 times rated wattage.....:	1,06 X 240 V = 254,4 V	—
	- test 3: Load on wiring to socket-outlet, 1,06 times voltage or 1,05 times wattage .....:	—	—
	- test 4: 1,1 times rated voltage or 1,05 times rated wattage.....:	—	—
	Through wiring or looping-in wiring loaded by a current of A during the test .....:	—	—

Temperature measurements, (°C)

Part	Ambient	Clause 12.4 – normal				Clause 12.5 – abnormal	
		test 1	test 2	test 3	limit	test 4	limit

IEC 60598-2-1							
Clause	Requirement + Test				Result - Remark		Verdict
Tc of LED driver	See above	—	52,7	—	75	—	—
Mounting surface	See above	—	34,5	—	90	—	—

	Type reference .....:	1402	—
	Lamp used.....:	LED module	—
	Lamp control gear used .....:	IK12W-350-1	—
	Mounting position of luminaire.....:	Fixed on the wall	—
	Supply wattage (W) .....:	10,3	—
	Supply current (A).....:	0,058	—
	Calculated power factor .....:	0,743	—
	Table: measured temperatures corrected for ta = 25 °C:		—
	- abnormal operating mode .....:	10 % LEDs short-circuited	—
	- test 1: rated voltage .....:	—	—
	- test 2: 1,06 times rated voltage or 1,05 times rated wattage.....:	1,06 X 240 V = 254,4 V	—
	- test 3: Load on wiring to socket-outlet, 1,06 times voltage or 1,05 times wattage .....:	—	—
	- test 4: 1,1 times rated voltage or 1,05 times rated wattage.....:	1,1 X 240 V = 264 V	—
	Through wiring or looping-in wiring loaded by a current of A during the test .....:	—	—

Temperature measurements, (°C)							
Part	Ambient	Clause 12.4 – normal				Clause 12.5 – abnormal	
		test 1	test 2	test 3	limit	test 4	limit
Test piece	See above	—	39,6	—	90	—	—
Terminal block	See above	—	42,6	—	110	—	—
Internal wire	See above	—	50,2	—	90	—	—
Tc of LED driver	See above	—	62,0	—	75	—	—
Glass cover	See above	—	59,2	—	Ref.	—	—
Mounting surface	See above	—	42,4	—	90	37,0	130

	Type reference .....:	2305	—
	Lamp used.....:	LED module	—
	Lamp control gear used .....:	IK12W-350-1	—

IEC 60598-2-1			
Clause	Requirement + Test	Result - Remark	Verdict
	Mounting position of luminaire.....:	Fixed on the wall	—
	Supply wattage (W) .....:	10,8	—
	Supply current (A).....:	0,060	—
	Calculated power factor .....:	0,752	—
	Table: measured temperatures corrected for ta = 25 °C:		—
	- abnormal operating mode .....:	10 % LEDs short-circuited	—
	- test 1: rated voltage .....:	—	—
	- test 2: 1,06 times rated voltage or 1,05 times rated wattage.....:	1,06 X 240 V = 254,4 V	—
	- test 3: Load on wiring to socket-outlet, 1,06 times voltage or 1,05 times wattage .....:	—	—
	- test 4: 1,1 times rated voltage or 1,05 times rated wattage.....:	1,1 X 240 V = 264 V	—
	Through wiring or looping-in wiring loaded by a current of A during the test .....:	—	—

Temperature measurements, (°C)

Part	Ambient	Clause 12.4 – normal				Clause 12.5 – abnormal	
		test 1	test 2	test 3	limit	test 4	limit
Test piece	See above	—	39,3	—	90	—	—
Terminal block	See above	—	40,6	—	110	—	—
Internal wire	See above	—	47,4	—	90	—	—
Tc of LED driver	See above	—	66,1	—	75	—	—
Plastic lamp cover	See above	—	40,5	—	Ref.	—	—
Mounting surface	See above	—	39,3	—	90		35,6

130

	Type reference .....:	2305	—
	Lamp used.....:	LED module	—
	Lamp control gear used .....:	EIP012C0350LS	—
	Mounting position of luminaire.....:	Fixed on the wall	—
	Supply wattage (W) .....:	12,7	—
	Supply current (A).....:	0,066	—
	Calculated power factor .....:	0,806	—
	Table: measured temperatures corrected for ta = 25 °C:		—
	- abnormal operating mode .....:	—	—

IEC 60598-2-1			
Clause	Requirement + Test	Result - Remark	Verdict
	- test 1: rated voltage .....:	—	—
	- test 2: 1,06 times rated voltage or 1,05 times rated wattage.....:	1,06 X 240 V = 254,4 V	—
	- test 3: Load on wiring to socket-outlet, 1,06 times voltage or 1,05 times wattage .....:	—	—
	- test 4: 1,1 times rated voltage or 1,05 times rated wattage.....:	—	—
	Through wiring or looping-in wiring loaded by a current of A during the test .....:	—	—

Temperature measurements, (°C)							
Part	Ambient	Clause 12.4 – normal				Clause 12.5 – abnormal	
		test 1	test 2	test 3	limit	test 4	limit
Tc of LED driver	See above	—	63,8	—	75	—	—
Mounting surface	See above	—	39,1	—	90	—	—

	Type reference .....:	2507M	—
	Lamp used.....:	LED module	—
	Lamp control gear used .....:	IK12W-350-1	—
	Mounting position of luminaire.....:	Fixed on the wall	—
	Supply wattage (W) .....:	11,4	—
	Supply current (A).....:	0,062	—
	Calculated power factor .....:	0,763	—
	Table: measured temperatures corrected for ta = 25 °C:		—
	- abnormal operating mode.....:	10 % LEDs short-circuited	—
	- test 1: rated voltage .....:	—	—
	- test 2: 1,06 times rated voltage or 1,05 times rated wattage.....:	1,06 X 240 V = 254,4 V	—
	- test 3: Load on wiring to socket-outlet, 1,06 times voltage or 1,05 times wattage .....:	—	—
	- test 4: 1,1 times rated voltage or 1,05 times rated wattage.....:	1,1 X 240 V = 264 V	—
	Through wiring or looping-in wiring loaded by a current of A during the test .....:	—	—

Temperature measurements, (°C)							
Part	Ambient	Clause 12.4 – normal				Clause 12.5 – abnormal	
		test 1	test 2	test 3	limit	test 4	limit

IEC 60598-2-1							
Clause	Requirement + Test				Result - Remark		Verdict
Test piece	See above	—	38,4	—	90	—	—
Terminal block	See above	—	41,7	—	110	—	—
Internal wire	See above	—	58,0	—	90	—	—
Tc of LED driver	See above	—	57,3	—	75	—	—
Plastic lamp cover	See above	—	41,5	—	Ref.	—	—
Mounting surface	See above	—	39,2	—	90	36,2	130

	Type reference .....:	2507M	—
	Lamp used.....:	LED module	—
	Lamp control gear used .....:	EIP012C0350LS	—
	Mounting position of luminaire.....:	Fixed on the wall	—
	Supply wattage (W) .....:	12,6	—
	Supply current (A).....:	0,065	—
	Calculated power factor .....:	0,811	—
	Table: measured temperatures corrected for ta = 25 °C:		—
	- abnormal operating mode .....:	—	—
	- test 1: rated voltage .....:	—	—
	- test 2: 1,06 times rated voltage or 1,05 times rated wattage.....:	1,06 X 240 V = 254,4 V	—
	- test 3: Load on wiring to socket-outlet, 1,06 times voltage or 1,05 times wattage .....:	—	—
	- test 4: 1,1 times rated voltage or 1,05 times rated wattage.....:	—	—
	Through wiring or looping-in wiring loaded by a current of A during the test .....:	—	—

Temperature measurements, (°C)							
Part	Ambient	Clause 12.4 – normal				Clause 12.5 – abnormal	
		test 1	test 2	test 3	limit	test 4	limit
Tc of LED driver	See above	—	62,5	—	75	—	—
Mounting surface	See above	—	37,5	—	90	—	—

	Type reference .....:	2406S	—
	Lamp used.....:	LED module	—

IEC 60598-2-1			
Clause	Requirement + Test	Result - Remark	Verdict

	Lamp control gear used .....:	EIP008C0350LS	—
	Mounting position of luminaire.....:	Fixed on the wall	—
	Supply wattage (W) .....:	8,9	—
	Supply current (A).....:	0,045	—
	Calculated power factor .....:	0,827	—
	Table: measured temperatures corrected for ta = 25 °C:		—
	- abnormal operating mode .....:	10 % LEDs short-circuited	—
	- test 1: rated voltage .....:	—	—
	- test 2: 1,06 times rated voltage or 1,05 times rated wattage.....:	1,06 X 240 V = 254,4 V	—
	- test 3: Load on wiring to socket-outlet, 1,06 times voltage or 1,05 times wattage .....:	—	—
	- test 4: 1,1 times rated voltage or 1,05 times rated wattage.....:	1,1 X 240 V = 264 V	—
	Through wiring or looping-in wiring loaded by a current of A during the test .....:	—	—

Temperature measurements, (°C)

Part	Ambient	Clause 12.4 – normal				Clause 12.5 – abnormal	
		test 1	test 2	test 3	limit	test 4	limit
Test piece	See above	—	41,2	—	90	—	—
Terminal block	See above	—	45,1	—	110	—	—
Internal wire	See above	—	45,1	—	90	—	—
Tc of LED driver	See above	—	70,2	—	75	—	—
Plastic lamp cover	See above	—	50,1	—	Ref.	—	—
Mounting surface	See above	—	41,6	—	90	42,0	130

	Type reference .....:	2501S	—
	Lamp used.....:	LED module	—
	Lamp control gear used .....:	IK07W-350-1	—
	Mounting position of luminaire.....:	Fixed on the wall	—
	Supply wattage (W) .....:	4,7	—
	Supply current (A).....:	0,044	—
	Calculated power factor .....:	0,443	—
	Table: measured temperatures corrected for ta = 25 °C:		—

IEC 60598-2-1			
Clause	Requirement + Test	Result - Remark	Verdict
	- abnormal operating mode .....:	10 % LEDs short-circuited	—
	- test 1: rated voltage .....:	—	—
	- test 2: 1,06 times rated voltage or 1,05 times rated wattage.....:	1,06 X 240 V = 254,4 V	—
	- test 3: Load on wiring to socket-outlet, 1,06 times voltage or 1,05 times wattage .....:	—	—
	- test 4: 1,1 times rated voltage or 1,05 times rated wattage.....:	1,1 X 240 V = 264 V	—
	Through wiring or looping-in wiring loaded by a current of A during the test .....:	—	—

Temperature measurements, (°C)

Part	Ambient	Clause 12.4 – normal				Clause 12.5 – abnormal	
		test 1	test 2	test 3	limit	test 4	limit
Test piece	See above	—	36,8	—	90	—	—
Terminal block	See above	—	38,8	—	110	—	—
Internal wire	See above	—	47,9	—	90	—	—
Tc of LED driver	See above	—	57,8	—	75	—	—
Plastic lamp cover	See above	—	41,7	—	Ref.	—	—
Mounting surface	See above	—	36,5	—	90	33,8	130

	Type reference .....:	2501S	—
	Lamp used.....:	LED module	—
	Lamp control gear used .....:	EBP003C0350SS	—
	Mounting position of luminaire.....:	Fixed on the wall	—
	Supply wattage (W) .....:	4,5	—
	Supply current (A).....:	0,039	—
	Calculated power factor .....:	0,473	—
	Table: measured temperatures corrected for ta = 25 °C:		—
	- abnormal operating mode .....:	—	—
	- test 1: rated voltage .....:	—	—
	- test 2: 1,06 times rated voltage or 1,05 times rated wattage.....:	1,06 X 240 V = 254,4 V	—
	- test 3: Load on wiring to socket-outlet, 1,06 times voltage or 1,05 times wattage .....:	—	—

IEC 60598-2-1			
Clause	Requirement + Test	Result - Remark	Verdict
	- test 4: 1,1 times rated voltage or 1,05 times rated wattage.....:	—	—
	Through wiring or looping-in wiring loaded by a current of A during the test .....:	—	—

Temperature measurements, (°C)

Part	Ambient	Clause 12.4 – normal				Clause 12.5 – abnormal	
		test 1	test 2	test 3	limit	test 4	limit
Tc of LED driver	See above	—	35,1	—	75	—	—
Mounting surface	See above	—	32,2	—	90	—	—

	Type reference .....:	1303	—
	Lamp used.....:	LED module	—
	Lamp control gear used .....:	IK07W-350-1	—
	Mounting position of luminaire.....:	Fixed on the wall	—
	Supply wattage (W) .....:	5,0	—
	Supply current (A).....:	0,045	—
	Calculated power factor .....:	0,454	—
	Table: measured temperatures corrected for ta = 25 °C:		—
	- abnormal operating mode .....:	—	—
	- test 1: rated voltage .....:	—	—
	- test 2: 1,06 times rated voltage or 1,05 times rated wattage.....:	1,06 X 240 V = 254,4 V	—
	- test 3: Load on wiring to socket-outlet, 1,06 times voltage or 1,05 times wattage .....:	—	—
	- test 4: 1,1 times rated voltage or 1,05 times rated wattage.....:	—	—
	Through wiring or looping-in wiring loaded by a current of A during the test .....:	—	—

Temperature measurements, (°C)

Part	Ambient	Clause 12.4 – normal				Clause 12.5 – abnormal	
		test 1	test 2	test 3	limit	test 4	limit
Test piece	See above	—	31,7	—	90	—	—
Terminal block	See above	—	33,8	—	110	—	—
Internal wire	See above	—	43,5	—	90	—	—

IEC 60598-2-1			
Clause	Requirement + Test	Result - Remark	Verdict

Tc of LED driver	See above	—	57,9	—	75	—	—
Plastic lamp cover	See above	—	36,4	—	Ref.	—	—
Mounting surface	See above	—	36,5	—	90	—	—

	Type reference .....:	1303	—
	Lamp used.....:	LED module	—
	Lamp control gear used .....:	EBP003C0350SS	—
	Mounting position of luminaire.....:	Fixed on the wall	—
	Supply wattage (W) .....:	4,9	—
	Supply current (A).....:	0,041	—
	Calculated power factor .....:	0,493	—
	Table: measured temperatures corrected for ta = 25 °C:		—
	- abnormal operating mode .....:	—	—
	- test 1: rated voltage .....:	—	—
	- test 2: 1,06 times rated voltage or 1,05 times rated wattage.....:	1,06 X 240 V = 254,4 V	—
	- test 3: Load on wiring to socket-outlet, 1,06 times voltage or 1,05 times wattage .....:	—	—
	- test 4: 1,1 times rated voltage or 1,05 times rated wattage.....:	—	—
	Through wiring or looping-in wiring loaded by a current of A during the test .....:	—	—

Temperature measurements, (°C)

Part	Ambient	Clause 12.4 – normal				Clause 12.5 – abnormal	
		test 1	test 2	test 3	limit	test 4	limit
Tc of LED driver	See above	—	51,0	—	75	—	—
Mounting surface	See above	—	33,4	—	90	—	—

IEC 60598-2-1			
Clause	Requirement + Test	Result - Remark	Verdict

ANNEX 3	**Screw terminals (part of the luminaire)**	N/A

(14)	**SCREW TERMINALS**		N/A
	No such terminals		N/A

ANNEX 4	**Screwless terminals (part of the luminaire)**	N/A

(15)	**SCREWLESS TERMINALS**		N/A
	No such terminals		N/A

— End of main report —

Annex I

IEC60598_2_1D – ATTACHMENT			
Clause	Requirement + Test	Result - Remark	Verdict

ATTACHMENT TO TEST REPORT IEC 60598-2-1
EUROPEAN GROUP DIFFERENCES AND NATIONAL DIFFERENCES
Luminaires
Part 2: Particular requirements
Section 1: Fixed general purpose luminaires

Differences according to.....: EN 60598-2-1:1989 used in conjunction with EN 60598-1:2015

Annex Form No. .....: EU_GD_IEC60598_2_1D

Annex Form Originator.....: OVE

Master Annex Form.....: 2015-04

Copyright © 2015 IEC System for Conformity Testing and Certification of Electrical Equipment (IECEE), Geneva, Switzerland. All rights reserved.

	CENELEC COMMON MODIFICATIONS (EN)		P

1.5 (3)	**MARKING**		P
1.5 (3.3.101)	For luminaires not supplied with terminal block: Adequate warning on the package		N/A

1.6 (4)	**CONSTRUCTION**		P
1.6 (4.11.6)	Electro-mechanical contact systems		N/A

1.10 (5)	**EXTERNAL AND INTERNAL WIRING**		P
1.10 (5.2.1)	Connecting leads		N/A
	- without a means for connection to the supply		N/A
	- terminal block specified		N/A
	- relevant information provided		N/A
	- compliance with 4.6, 4.7.1, 4.7.2, 4.10.1, 11.2, 12 and 13.2 of Part 1		N/A
1.10 (5.2.2)	Cables equal to EN 50525		P
	Replace table 5.1 – Supply cord		N/A

1.12 (12)	**ENDURANCE TESTS AND THERMAL TESTS**		P
1.12 (12.4.2c)	Thermal test (normal operation) see footnote c to table 12.2 relating to unsleeved fixed wiring		N/A

Annex I

IEC60598_2_1D – ATTACHMENT			
Clause	Requirement + Test	Result - Remark	Verdict

ZB	**ANNEX ZB, SPECIAL NATIONAL CONDITIONS (EN)**		N/A
(3.3)	DK: power supply cords of class I luminaires with label		N/A
(4.5.1)	DK: socket-outlets		N/A
(5.2.1)	CY, DK, FI, GB: type of plug		N/A

ZC	**ANNEX ZC, NATIONAL DEVIATIONS (EN)**		N/A
(4 & 5)	FR: Shuttered socket-outlets 10/16A		N/A
	FR: Safety requirements for high buildings (Arrêté du 30 décembre 2011 portant règlement de sécurité pour la construction des immeubles de grande hauteur et leur protection contre les risques d'incendie et de panique; Section VIII; Article GH 48, Eclairage) Glow-wire test for outer parts of luminaires:		N/A
	- 850°C for luminaires in stairways and horizontal travel paths		N/A
	- 650°C for indoor luminaires		N/A
	GB: Requirements according to United Kingdom Building Regulation		N/A

— End of Annex I —

Annex II

IEC 62031			
Clause	Requirement + Test	Result - Remark	Verdict
4	**GENERAL REQUIREMENTS**		P
4.4	Integral modules tested assembled in the luminaire		P
4.5	Independent modules complies with requirements in IEC 60598-1		N/A
5	**GENERAL TEST REQUIREMENTS**		P
5.5	SELV-operated LED modules comply with Annex I of IEC 61347-2-13		N/A
	General conditions for tests in Annex A		P
6	**CLASSIFICATION**		P
	Built-in module .....:	Yes ☐ No ☒	—
	Independent module .....:	Yes ☐ No ☒	—
	Integral module .....:	Yes ☒ No ☐	—
	For Integral module; Note to 1.2.1 in IEC 60598-1 applies.		—
7	**MARKING**		N/A
	Integral LED module		N/A
8	**TERMINALS**		P
	Refer to main report		—
9 (9)	**PROVISION FOR PROTECTIVE EARTHING**		P
	Refer to main report		—
10 (10)	**PROTECTION AGAINST ACCIDENTAL CONTACT WITH LIVE PARTS**		P
	Refer to main report		—
11 (11)	**MOISTURE RESISTANCE AND INSULATION**		P
	Refer to main report		—
12 (12)	**ELECTRIC STRENGTH**		P
	Refer to main report		—

Annex II

IEC 62031			
Clause	Requirement + Test	Result - Remark	Verdict
13 (14)	**FAULT CONDITIONS**		P
- (14)	When operated under fault conditions the controlgear:		N/A
	- does not emit flames or molten material		N/A
	- does not produce flammable gases		N/A
	- protection against accidental contact not impaired		N/A
	Thermally protected controlgear does not exceed the marked temperature value		N/A
	Fault conditions: capacitors, resistors or inductors without proof of compliance with relevant specifications have been short-circuited or disconnected		N/A
- (14.1)	Short-circuit of creepage distances and clearances if less than specified in clause 16 in Part 1 (except between live parts and accessible metal parts)		N/A
	Creepage distances on printed boards less than specified in clause 16 in Part 1 provided with coating according to IEC 60664-3		N/A
- (14.2)	Short-circuit or interruption of semiconductor devices		N/A
- (14.3)	Short-circuit across insulation consisting of lacquer, enamel or textile		N/A
- (14.4)	Short-circuit across electrolytic capacitors		N/A
- (14.5)	After the tests has been carried out on three samples:		N/A
	The insulation resistance ≥ 1 MΩ .....:		N/A
	No flammable gases		N/A
	No accessible parts have become live		N/A
	During the tests, a five-layer tissue paper, where the test specimen is wrapped, does not ignite		N/A
- (14.6)	Relevant fault condition tests with high-power supply		—
13.2	Module withstands overpower condition >15 min.		P
	Module with automatic protective device or power limiter, test performed 15 min. at limit.		N/A
	During the tests, tissue paper, spread below module, does not ignite		P

15	**CONSTRUCTION**		P
	Wood, cotton, silk, paper and similar fibrous material not used as insulation		P

Annex II

IEC 62031			
Clause	Requirement + Test	Result - Remark	Verdict
16	**CREEPAGE DISTANCES AND CLEARANCES**		P
	Refer to main report		—
17 (17)	**SCREWS, CURRENT-CARRYING PARTS AND CONNECTIONS**		P
	Refer to main report		—
18 (18)	**RESISTANCE TO HEAT, FIRE AND TRACKING**		P
	Refer to main report		—
19 (19)	**RESISTANCE TO CORROSION**		P
	Refer to main report		—
20	**INFORMATION FOR LUMINAIRE DESIGN**		N/A
	Information in Annex D		—
21	**HEAT MANAGEMENT**		N/A
21.1	General		N/A
	Exchangeability is safeguarded by cap or base		N/A
21.2	Heat-conducting foil and paste		N/A
	Heat-conducting foil delivered with the module if necessary		N/A
21.4	Construction		N/A
	Electrical connection and mechanical holding are separate		N/A
22	**PHOTOBIOLOGICAL SAFETY**		P
22.1	UV radiation		N/A
	Luminous radiation not exceed 2mW/klm		N/A
22.2	Blue light hazard		P
	Assessed according to IEC TR 62778		P
22.3	Infrared radiation		N/A
	Requirements for infrared radiation when required		N/A

Annex II

IEC 62031			
Clause	Requirement + Test	Result - Remark	Verdict

A	**ANNEX A - TESTS**		P
	All tests performed in accordance with the advice given in Annex H of IEC 61347-1, if applicable		P

Annex II

IEC62031B - ATTACHMENT			
Clause	Requirement + Test	Result - Remark	Verdict

ATTACHMENT TO TEST REPORT IEC 62031
EUROPEAN GROUP DIFFERENCES AND NATIONAL DIFFERENCES
LED modules for general lighting – Safety specifications

Differences according to.....:	EN 62031:2008 + A1:2013 + A2:2015
Attachment Form No.....:	EU_GD_IEC62031B
Attachment Originator .....:	Intertek Semko AB
Master Attachment.....:	2013-10

Copyright © 2013 IEC System for Conformity Testing and Certification of Electrical Equipment (IECEE), Geneva, Switzerland. All rights reserved.

	CENELEC COMMON MODIFICATIONS (EN)	P
	No Common modifications	P

ZB	**ANNEX ZB, SPECIAL NATIONAL CONDITIONS (EN)**		N/A
	No special National conditions		N/A

ZC	**ANNEX ZC, NATIONAL DEVIATIONS (EN)**		N/A
	No National deviations		N/A

— End of Annex II —

Annex III

EN 62471			
Clause	Requirement + Test	Result – Remark	Verdict

	Hazard exposure limits (1204)		P
4.1	Detailed spectral data of a light source are generally required only if the luminance of the source exceeds 10^4 cd·m^{-2}		P
4.3.1	Actinic UV hazard exposure limit for the skin and eye	Result: 1,7e-06 W•m^{-2} Risk Group: Risk group 1	P
4.3.2	Near-UV hazard exposure limit for eye	Result: 7,1e-04 W•m^{-2} Risk Group: Risk group 1	P
4.3.3	Retinal blue light hazard exposure limit	Result: 2,3e+03 W•m^{-2}•sr^{-1} Risk Group: Risk group 1	P
4.3.4	Retinal blue light hazard exposure limit - small source	Result: 4,8e-01 W•m^{-2} Risk Group: Risk group 1	P
4.3.5	Retinal thermal hazard exposure limit	Result: 2,9e+04 W•m^{-2}•sr^{-1} Risk Group: Risk group 1	P
4.3.6	Retinal thermal hazard exposure limit – weak visual stimulus	Result: 3,3e+01 W•m^{-2}•sr^{-1} Risk Group: Risk group 1	P
4.3.7	Infrared radiation hazard exposure limits for the eye	Result: 4,7e-03 W•m^{-2} Risk Group: Risk group 1	P
4.3.8	Thermal hazard exposure limit for the skin	Result: 2,0e+00 W•m^{-2} Risk Group: Risk group 1	P

	Hazard exposure limits (1402)		P
4.1	Detailed spectral data of a light source are generally required only if the luminance of the source exceeds 10^4 cd·m^{-2}		P
4.3.1	Actinic UV hazard exposure limit for the skin and eye	Result: 1,3e-06 W•m^{-2} Risk Group: Exempt	P
4.3.2	Near-UV hazard exposure limit for eye	Result: 3,3e-04 W•m^{-2} Risk Group: Exempt	P
4.3.3	Retinal blue light hazard exposure limit	Result: 3,1e+01 W•m^{-2}•sr^{-1} Risk Group: Exempt	P
4.3.4	Retinal blue light hazard exposure limit - small source		N/A
4.3.5	Retinal thermal hazard exposure limit	Result: 9,8e+03 W•m^{-2}•sr^{-1} Risk Group: Exempt	P
4.3.6	Retinal thermal hazard exposure limit – weak visual stimulus	Result: 1,4e+01 W•m^{-2}•sr^{-1} Risk Group: Exempt	P

Annex III

EN 62471			
Clause	Requirement + Test	Result – Remark	Verdict
4.3.7	Infrared radiation hazard exposure limits for the eye	Result: 5,6e-03 W•m^{-2} Risk Group: Exempt	P
4.3.8	Thermal hazard exposure limit for the skin	Result: 1,6e+00 W•m^{-2} Risk Group: Exempt	P

	Hazard exposure limits (2601)		P
4.1	Detailed spectral data of a light source are generally required only if the luminance of the source exceeds 10^4 cd·m^{-2}		P
4.3.1	Actinic UV hazard exposure limit for the skin and eye	Result: 3,8e-05 W•m^{-2} Risk Group: Exempt	P
4.3.2	Near-UV hazard exposure limit for eye	Result: 4,2e-04 W•m^{-2} Risk Group: Exempt	P
4.3.3	Retinal blue light hazard exposure limit	Result: 5,8e+00 W•m^{-2}•sr^{-1} Risk Group: Exempt	P
4.3.4	Retinal blue light hazard exposure limit - small source		N/A
4.3.5	Retinal thermal hazard exposure limit	Result: 8,6e+01 W•m^{-2}•sr^{-1} Risk Group: Exempt	P
4.3.6	Retinal thermal hazard exposure limit – weak visual stimulus	Result: 4,5e-02 W•m^{-2}•sr^{-1} Risk Group: Exempt	P
4.3.7	Infrared radiation hazard exposure limits for the eye	Result: 6,8e-03 W•m^{-2} Risk Group: Exempt	P
4.3.8	Thermal hazard exposure limit for the skin	Result: 2,8e+00 W•m^{-2} Risk Group: Exempt	P

Annex III

IEC/TR 62778			
Clause	Requirement + Test	Result – Remark	Verdict

MODEL (1204):

RISK GROUP	EXPOSURE LIMITS (LB)	ASSESSMENT RESULT
RG0 unlimited	100	☐
RG1 unlimited	10000	☐
RG2 unlimited	4000000	☒

ITEMS	VALUE
d_{min}	189 mm
E_{thr}	1344 lx

FOV (mrad)	11
Test distance d (mm)	200
Illuminance E(lx)	1204
Source diameter D(mm)	2,2
Luminance L (cd/m^2)	7,059e+006
LB(W/m^2/sr)	—
EB(W/m^2)	7,249e-001
Maximum permitted Exposure time	190

Annex III

IEC/TR 62778			
Clause	Requirement + Test	Result – Remark	Verdict

MODEL (1402):

RISK GROUP	EXPOSURE LIMITS (LB)	ASSESSMENT RESULT
RG0 unlimited	100	☐
RG1 unlimited	10000	☒
RG2 unlimited	4000000	☐

ITEMS	VALUE
d_{min}	—
E_{thr}	—

FOV (mrad)	11
Test distance d (mm)	200
Illuminance E(lx)	6997
Source diameter D(mm)	2,2
Luminance L (cd/m^2)	2,847e+006
LB(W/m^2/sr)	—
EB(W/m^2)	4,269e+000
Maximum permitted Exposure time	573

Annex III

IEC/TR 62778			
Clause	Requirement + Test	Result – Remark	Verdict

MODEL (2601):

RISK GROUP	EXPOSURE LIMITS (LB)	ASSESSMENT RESULT
RG0 unlimited	100	☒
RG1 unlimited	10000	☐
RG2 unlimited	4000000	☐

ITEMS	VALUE
d_{min}	—
E_{thr}	—

FOV (mrad)	11
Test distance d (mm)	200
Illuminance E(lx)	5402
Source diameter D(mm)	2,2
Luminance L (cd/m^2)	1,122e+004
LB(W/m^2/sr)	7
EB(W/m^2)	—
Maximum permitted Exposure time	148493

— End of Annex III —

Annex IV

IEC/EN 61347-2-13			
Clause	Requirement + Test	Result - Remark	Verdict

4 (4)	**GENERAL REQUIREMENTS**		P
- (4)	Insulation materials according requirements in Annex N of IEC 61347-1		N/A
- (4)	Compliance of independent controlgear enclosure with IEC 60 598-1		N/A
- (4)	Built-in magnetic ballast with double or reinforced insulation comply with Annex I of IEC 61347-1		N/A
- (4)	Built-in electronic controlgear with double or reinforced insulation comply with Annex O of IEC 61347-1		N/A
4 (4)	SELV controlgear comply with Annex I of this part 2 and Annex L of IEC 61347-1	(see Annex L)	P
4 (-)	Transformer comply with IEC 61558		N/A
	Dielectric strength test of insulated winding wires is limited to 3 kV if input voltage ≤ 300 V		N/A

6 (6)	**CLASSIFICATION**		P
	Built-in controlgear .....:	Yes ☒ No ☐	—
	Independent controlgear .....:	Yes ☐ No ☒	—
	Integral controlgear .....:	Yes ☐ No ☒	—
6 (-)	Auto-wound controlgear .....:	Yes ☐ No ☒	—
	Separating controlgear .....:	Yes ☐ No ☒	—
	Isolating controlgear .....:	Yes ☒ No ☐	—
	SELV controlgear .....:	Yes ☒ No ☐	—

7 (7)	**MARKING**		P
7.1 (7.1)	**Mandatory markings**		P
	a) mark of origin		P
	b) model number or type reference		P
	c) symbol for independent controlgear, if applicable		N/A
	d) correlation between interchangeable parts and controlgear marked		N/A
	e) rated supply voltage (V)	220 V -240 V	P
	supply frequency (Hz)	50 Hz / 60 Hz	P
	supply current (A)		N/A
	f) earthing symbol		N/A
	k) wiring diagram		P

Annex IV

IEC/EN 61347-2-13			
Clause	Requirement + Test	Result - Remark	Verdict
	l) value of t_c		P
	m) symbol for declared temperature		N/A
	t) LUM earthing symbol		N/A
	u) if not SELV maximum working voltage U_{out} between:		N/A
	- output terminals (V) .....:		N/A
	- output terminals and earth (V) .....:		N/A
7.1 (-)	Constant voltage type:	Yes ☐ No ☒	—
	- rated output power P_{rated} (W) .....:		N/A
	- rated output voltage U_{rated} (V) .....:		N/A
	Constant current type:	Yes ☒ No ☐	—
	- rated output power P_{rated} (W) .....:	IK06W-700-1: Max. 6 W; IK07W-350-1: Max. 7 W; IK12W-350-1: Max. 12 W	P
	- rated output current I_{rated} (A) .....:	IK06W-700-1: 700 mA; IK07W-350-1: 350 mA; IK12W-350-1: 350 mA	P
	Indication if for LED modules only		N/A
7.1 (7.2)	Marking durable and legible		P
	Rubbing 15 s water, 15 s petroleum; marking legible		P
7.2 (7.1)	**Information to be provided, if applicable**		P
	h) declaration on protection against accidental contact		N/A
	i) cross-section of conductors (mm²)		N/A
	j) number, type and wattage of lamp(s)		N/A
	s) SELV symbol		P
7.2 (-)	- declaration of mains connected windings		N/A

8 (10)	**PROTECTION AGAINST ACCIDENTAL CONTACT WITH LIVE PARTS**		P
- (10.1)	Controlgear protected against accidental contact with live parts		P
- (A2)	Voltage measured with 50 kΩ		P
- (A3)	Voltage > 35 V peak or > 60 V d.c. or protective impendance device	IK06W-700-1: 13,0 V d.c.; IK07W-350-1: 15,4 V d.c.; IK12W-350-1: 14,8 V d.c.	N/A
- (10.1)	Lacquer or enamel not used for protection or insulation		P

Annex IV

IEC/EN 61347-2-13			
Clause	Requirement + Test	Result - Remark	Verdict
	Adequate mechanical strength on parts providing protection		P
- (10.2)	Capacitors > 0,5 μF: voltage after 1 min (V): < 50 V .....:	0 V	P
- (10.3)	**Controlgear providing SELV**		P
	Accessible conductive parts are insulated from live parts by double or reinforced insulation in SELV controlgear		P
	No connection between output circuit and the body or protective earthing circuit		P
	No possibility of connection between output circuit and the body or protective earthing circuit through other conductive parts		N/A
	SELV outputs separated by at least basic insulation		P
	ELV conductive parts insulated as live parts		P
	Tests according Annex L of IEC 61347-1		P
- (10.4)	**Accessible conductive parts in SELV circuits**		P
	Output voltage under load ≤ 25 V r.m.s. or ≤ 60 V d.c.		P
	If output voltage > 25 V r.m.s. or > 60 V d.c.; No load output ≤ 35 V peak or ≤ 60 V d.c and touch current does not exceed 0,7 mA (peak) or 2 mA d.c. .....:		N/A
	One conductive part is insulated if output voltage or current exceeding the values above and withstand test voltage 500 V		N/A
	Double or reinforced insulation bridged by appropriate and at least two resistors or two Y2 capacitors or one Y1 capacitor		P
	Y1 or Y2 capacitors comply with IEC 60384-14		P
	Resistors comply with test (a) in 14.1 of IEC 60065		N/A

9 (8)	**TERMINALS**		N/A
	Refer to main report		—

10 (9)	**PROVISION FOR PROTECTIVE EARTHING**		N/A
	Refer to main report		—

Annex IV

IEC/EN 61347-2-13			
Clause	Requirement + Test	Result - Remark	Verdict

11 (11)	**MOISTURE RESISTANCE AND INSULATION**		P
	After storage 48 h at 91-95% relative humidity and 20-30 °C measuring of insulation resistance with d.c. 500 V (MΩ):		P
	For basic insulation ≥ 2 MΩ .....:	>500 MΩ	P
	For double or reinforced insulation ≥ 4 MΩ .....:	>500 MΩ	P
	Between primary and secondary circuits in controlgear providing SELV, values in Annex L in IEC 61347-1	>500 MΩ	P
11 (-)	Adequate insulation between input and output terminals not bounded together in SELV-equivalent controlgear		N/A

12 (12)	**ELECTRIC STRENGTH**		P
	Immediately after clause 11 electric strength test for 1 min		P
	Basic insulation for SELV, test voltage 500 V		P
	Working voltage ≤ 50 V, test voltage 500 V		N/A
	Working voltage > 50 V ≤ 1000 V, test voltage (V):		P
	Basic insulation, 2U + 1000 V	1500 V	P
	Supplementary insulation, 2U + 1000 V		N/A
	Double or reinforced insulation, 4U + 2000 V	3000 V	P
	No flashover or breakdown		P
	Solid or thin sheet insulation for double or reinforced insulation fulfil the requirements in Annex N in IEC 61347-1		N/A

14 (14)	**FAULT CONDITIONS**		P
- (14)	When operated under fault conditions the controlgear:		P
	- does not emit flames or molten material		P
	- does not produce flammable gases		P
	- protection against accidental contact not impaired		P
	Thermally protected controlgear does not exceed the marked temperature value		N/A
	Fault conditions: capacitors, resistors or inductors without proof of compliance with relevant specifications have been short-circuited or disconnected	(see appended table)	P

Annex IV

IEC/EN 61347-2-13			
Clause	Requirement + Test	Result - Remark	Verdict
- (14.1)	Short-circuit of creepage distances and clearances if less than specified in clause 16 in Part 1 (except between live parts and accessible metal parts)		N/A
	Creepage distances on printed boards less than specified in clause 16 in Part 1 provided with coating according to IEC 60664-3		N/A
- (14.2)	Short-circuit or interruption of semiconductor devices	(see appended table)	P
- (14.3)	Short-circuit across insulation consisting of lacquer, enamel or textile		N/A
- (14.4)	Short-circuit across electrolytic capacitors	(see appended table)	P
- (14.5)	After the tests has been carried out on three samples:		P
	The insulation resistance ≥ 1 MΩ ……:	> 500 MΩ	P
	No flammable gases		P
	No accessible parts have become live		P
	During the tests, a five-layer tissue paper, where the test specimen is wrapped, does not ignite		P
- (14.6)	Relevant fault condition tests with high-power supply		—
14 (-)	Temperature declared thermally protected lamp controlgear fulfil requirements in Annex C		N/A

15 (-)	**TRANSFORMER HEATING**		P
15.1	**General**		P
	Transformer comply with clause L.6 and L.7 of IEC 61347-1		P
	Output voltage of SELV controlgear not exceed limits in 10.4 of IEC 61347-1 during the test of 15.1 and 15.2		P
15.2 (-)	**Normal operation**		P
	Comply with clause L.6 of IEC 61347-1		P
15.3 (-)	**Abnormal operation**		P
	Comply with clause L.7 of IEC 61347-1		P
	Double LED modules or equivalent load connected in parallel to the output terminals of constant voltage type		N/A
	Double LED modules or equivalent load connected in parallel to the output terminals of constant current type		P

Annex IV

IEC/EN 61347-2-13			
Clause	Requirement + Test	Result - Remark	Verdict
15 (-)	During and at the end of the tests no defect impairing safety, nor any smoke or flammable gases produced		P
16 (15)	**CONSTRUCTION**		P
- (15.1)	**Wood, cotton, silk, paper and similar fibrous material**		P
	Wood, cotton, silk, paper and similar fibrous material not used as insulation		P
- (15.2)	**Printed circuits**		P
	Printed circuits used as internal connections complies with clause 14		P
- (15.3)	**Plugs and socket-outlets used in SELV or ELV circuits**		N/A
	No dangerous compatibility between output socket-outlet and a plug for socket-outlets for input circuit in relation to installation rules, voltages and frequencies		N/A
	Plugs and socket-outlets for SELV comply with IEC 60906-3 and IEC 60884-2-4		N/A
	Plugs and socket-outlets for SELV ≤ 3 A, ≤ 25 V r.m.s. or ≤ 60 V d.c. and ≤ 72 W comply with IEC 60906-3 and IEC 60884-2-4 or:		N/A
	- plugs not able to enter socket-outlets of other standardised system		N/A
	- socket-outlets not admit plugs of other standardised system		N/A
	- socket-outlets without protective earth		N/A
17 (16)	**CREEPAGE DISTANCES AND CLEARANCES**		P
- (16)	Creepage distances and clearances according to Table 3 and 4, as appropriate	(see appended table)	P
	Controlgears providing SELV comply with L.1 in Annex L		P
	Insulating lining of metallic enclosures		N/A
	Basic insulation on printed boards tested according to clause 14		P
	Distances subjected to both sinusoidal voltage as non-sinusoidal pulses not less than value in either Table 3 or 4		P
	Creepage distances not less than minimum clearance		P

Annex IV

IEC/EN 61347-2-13			
Clause	Requirement + Test	Result - Remark	Verdict

18 (17)	**SCREWS, CURRENT-CARRYING PARTS AND CONNECTIONS**		N/A
	Refer to main report		—

19 (18)	**RESISTANCE TO HEAT, FIRE AND TRACKING**		P
	Refer to main report		—

20 (19)	**RESISTANCE TO CORROSION**		P
	Refer to main report		—

14	**TABLE: tests of fault conditions**	P
Part	Simulated fault	Hazard
IK06W-700-1:		
C1	Sc, Fuse resistor broken	NO
C2	Sc, Fuse resistor broken	NO
BD1	Sc, Fuse resistor broken	NO
U1	Sc, no operation	NO
C6	Sc, no operation	NO
D3	Sc, no operation	NO
Pri. winding of transformer	Sc, no operation	NO
Pri. winding of transformer	Oc, no operation	NO
Sec. winding of transformer	Sc, no operation	NO
Sec. winding of transformer	Double, normal operation	NO
IK12W-350-1:		
Varistor	Sc, Fuse resistor broken	NO
BD1	Sc, Fuse resistor broken	NO
C3	Sc, no operation	NO
Q1(b-c)	Sc, Fuse resistor broken	NO
Q1(b-e)	Sc, Fuse resistor broken	NO
Q1(c-e)	Sc, no operation	NO
C2	Sc, no operation	NO
CE1	Sc, no operation	NO
CE2	Sc, no operation	NO

Annex IV

IEC/EN 61347-2-13			
Clause	Requirement + Test	Result - Remark	Verdict
D1	Sc, no operation		NO
U1	Sc, no operation		NO
Pri. winding of transformer	Sc, no operation		NO
Pri. winding of transformer	Oc, no operation		NO
Sec. winding of transformer	Sc, no operation		NO
Sec. winding of transformer	Double, normal operation		NO

Remark:

1. Sc means short-circuit; Oc means open-circuit; Double means double equivalent load.
2. All types and supplier of fuse resistor had been tested. Tests where fuse resistor opened had been carried out 10 times with the replacement of fuse.
3. The unfavourable conditions were recorded.

Annex IV

IEC/EN 61347-2-13			
Clause	Requirement + Test	Result - Remark	Verdict

15 (Annex L.6 and L.7)	**TABLE: test of transformer heating** **(☐ Constant voltage ☒ Constant current)**	P

	Type reference:	IK12W-350-1	—
	Test 1: Normal Operation		—
	1.06 times rated voltage:	1,06 X 240 V = 254,4 V	—
	ta = ...:	40 °C	—
	Test 2: Abnormal Operation: double the LED modules or equivalent load.		—
	0,9 and 1.1 times rated voltage:.....	0,9 X 220 V = 198 V 1,1 X 240 V = 264 V	—
	tc = ...:	75 °C	—

Part	Cl. 15.2		Cl. 15.3		
	Test 1	Limit (ºC)	Test 2		Limit (ºC)
			0,9 Un	1,1 Un	
Input wire of LED driver	55,1	90	59,7	55,8	85
Output wire of LED driver	78,1	180	87,3	79,7	180
Varistor	62,7	85	67,2	63,5	—
X2 capacitor	69,9	100	75,4	70,7	95
Inductor	77,9	100	84,8	78,7	150
Q1	126,9	Ref.	119,2	110,3	—
Electrolytic capacitor (C2)	70,2	105	72,5	84,6	115
Y1 capacitor	99,1	125	100,4	99,5	135
Electrolytic capacitor (CE2)	84,2	105	86,6	85,0	115
Electrolytic capacitor (CE3)	93,3	105	95,2	94,3	115
Primary winding of transformer	118,1	130	117,8	116,9	175
Second winding of transformer	121,8	130	120,6	119,9	175
Tc of LED driver	75,0	75	75,0	75,0	—
Mounting surface	65,4	75	70,3	66,1	—

	Type reference:	IK06W-700-1	—
	Test 1: Normal Operation		—
	1.06 times rated voltage:	1,06 X 240 V = 254,4 V	—
	ta = ...:	40 °C	—

Annex IV

IEC/EN 61347-2-13			
Clause	Requirement + Test	Result - Remark	Verdict

	Test 2: Abnormal Operation: double the LED modules or equivalent load.		—
	0,9 and 1.1 times rated voltage:.....	0,9 X 220 V = 198 V 1,1 X 240 V = 264 V	—
	tc = ...:	75 °C	—

Part	Cl. 15.2		Cl. 15.3		
	Test 1	Limit (ºC)	Test 2		Limit (ºC)
			0,9 Un	1,1 Un	
Input wire of LED driver	56,2	90	58,1	55,0	85
Output wire of LED driver	71,7	180	71,4	71,1	180
Electrolytic capacitor (C1)	74,0	105	76,4	73,7	115
Electrolytic capacitor (C2)	86,9	105	88,6	87,3	115
Inductor	94,9	100	94,2	95,3	150
Y1 capacitor	104,7	125	104,4	105,9	135
Primary winding of transformer	116,6	130	113,7	116,1	175
Second winding of transformer	121,3	130	117,6	119,6	175
Electrolytic capacitor (C6)	103,8	105	112,9	113,7	115
Tc of LED driver	75,0	75	75,0	75,0	—
Mounting surface	74,4	75	74,5	73,8	—

Annex IV

IEC/EN 61347-2-13			
Clause	Requirement + Test	Result - Remark	Verdict

17 (16)	**TABLES: Creepage distances and clearances**						P
Table 3	**Minimum distances (mm) for a.c. (50/60 Hz) sinusoidal voltages**						-
RMS working voltage (V) not exceeding		50	150	250	500	750	1000
Creepage distances							
Required basic insulation, PTI ≥ 600		0,6	0,8	1,5	3	4	5,5
Measured		-	-	-	-	-	-
Required basic insulation, PTI < 600		1,2	1,6	2,5	5	8	10
Measured (Between L& N of PCB)		-	-	2,7	-	-	-
Measured (Between live parts and accessible parts and supporting surface)		-	-	2,6	-	-	-
Required supplementary insulation PTI ≥ 600		-	0,8	1,5	3	4	5,5
Measured		-	-	-	-	-	-
Required supplementary insulation PTI < 600		-	1,6	2,5	5	8	10
Measured		-	-	-	-	-	-
Required reinforced insulation		-	3,2	5	6	8	11
Measured		-	-	-	-	-	-
Clearances							
Required basic insulation		0,2	0,8	1,5	3	4	5,5
Measured (Between L& N of PCB)		-	-	2,6	-	-	-
Measured (Between live parts and accessible parts and supporting surface)		-	-	1,6	-	-	-
Required supplementary insulation		-	0,8	1,5	3	4	5,5
Measured		-	-	-	-	-	-
Required reinforced insulation		-	1,6	3	6	8	11
Measured		-	-	-	-	-	-
Table 4	**Minimum distances (mm) for non-sinusoidal pulse voltages**						N/A

Annex IV

IEC/EN 61347-2-13			
Clause	Requirement + Test	Result - Remark	Verdict

Rated pulse voltage (peak kV)	2,0	2,5	3,0	4,0	5,0	6,0	8,0
Required clearances	1,0	1,5	2	3	4	5,5	8
Measured	-	-	-	-	-	-	-
Rated pulse voltage (peak kV)	10	12	15	20	25	30	40
Required clearances	11	14	18	25	33	40	60
Measured	-	-	-	-	-	-	-
Rated pulse voltage (peak kV)	50	60	80	100	-	-	-
Required clearances	75	90	130	170	-	-	-
Measured	-	-	-	-	-	-	-

A (A)	**ANNEX A - TEST TO ESTABLISH WHETHER A CONDUCTIVE PART IS A LIVE PART WHICH MAY CAUSE AN ELECTRIC SHOCK**		P
	Refer to main report		—

C (C)	**ANNEX C – PARTICULAR REQUIREMENTS FOR ELECTRONIC LAMP CONTROLGEAR WITH MEANS OF PROTECTION AGAINST OVERHEATING**		N/A
	No need such tests		—

D (D)	**ANNEX D – REQUIREMENTS FOR CARRY OUT THE HEATING TESTS OF THERMALLY PROTECTED LAMP CONTROLGEAR**		N/A
	Tests in C7 performed in accordance with Annex D, if applicable		N/A

E (E)	**ANNEX E – USE OF CONSTANT S OTHER THAN 4500 IN t_w TESTS**		N/A
	Comply with tests according Annex E		N/A

F	**ANNEX F - DRAUGHT-PROOF ENCLOSURE**		P
	Draught-proof enclosure in accordance with the description		P
	Dimensions of the enclosure		P
	Other design; description		P

H (H)	**ANNEX H - TESTS**		P
	All tests performed in accordance with the advice given in Annex H, if applicable		P

Annex IV

IEC/EN 61347-2-13			
Clause	Requirement + Test	Result - Remark	Verdict
I (L)	**ANNEX I: PARTICULAR ADDITIONAL REQUIREMENTS FOR SELV D.C. OR A.C. SUPPLIED ELECTRONIC CONTROLGEAR FOR LED MODULES**		P
(L.3)	**Classification**		P
	Class I	Yes ☐ No ☒	—
	Class II	Yes ☐ No ☒	—
	Class III	Yes ☐ No ☒	—
	non-inherently short circuit proof controlgear	Yes ☐ No ☒	—
	inherently short circuit proof controlgear	Yes ☒ No ☐	—
	fail safe controlgear	Yes ☐ No ☒	—
	non-short-circuit proof controlgear	Yes ☐ No ☒	—
(L.4)	**Marking**		P
	Adequate symbols are used		P
(L.5)	**Protection against electric shock**		P
	Comply with 9.2 of IEC 61558-1		P
(L.6)	**Heating**		P
	No excessive temperatures in normal use		P
	Value if capacitor t_c marked .....:		—
	Winding insulation classified as Class .....:	(see Annex 1 of main report)	—
	Comply with tests of clause 14 of IEC 61558-1 with adjustments		P
(L.7)	**Short-circuit and overload protection**		P
	Comply with tests of clause 15 of IEC 61558-1 with adjustments		P
(L.8)	**Insulation resistance and electric strength**		P
(L.8.1)	Conditioned 48 h between 91 % and 95 %		P
(L.8.2)	Insulation resistance		P
	Between input- and output circuits not less than 5 MΩ .....:	> 500 MΩ	P
	Between metal parts of class II convertors which are separated from live parts by basic insulation only and the body not less than 5 MΩ .....:		N/A
	Between metal foil in contact with the inner and outer surfaces of enclosures of insulating material not less than 2 MΩ .....:	> 500 MΩ	P
(L.8.3)	Electric strength		P
	1) Between live parts of input circuits and live parts of output circuits .....:	3000 V	P
	2) Over basic or supplementary insulation between:		P

Annex IV

IEC/EN 61347-2-13			
Clause	Requirement + Test	Result - Remark	Verdict
	a) live parts having different polarity .....:	1500 V	P
	b) live parts and body if intended to be connected to protective earth .....:		N/A
	c) accessible metal parts and a metal rod of the same diameter as the flexible cable or cord .....:		N/A
	d) live parts and an intermediate metal part .....:		N/A
	e) intermediate metal parts and the body .....:		N/A
	f) each input circuit and all other input circuits ....:		N/A
	3) Over reinforced insulation between the body and live parts .....:		N/A
(L.9)	**Construction**		P
(L.9.1)	Transformer comply with 19.12 of IEC 61558-1 and 19 of IEC 61558-2-6		N/A
	HF transformer comply with 19 of IEC 61558-2-16		P
(L.10)	**Components**		N/A
	Protective devices comply with 20.6 – 20.11 of IEC 61558-1		N/A
(L.11)	**Creepage distances and clearances**		P
	1. Insulation between input and output circuits, basic insulation:		N/A
	a) measured values ≥ specified values (mm) .....:		N/A
	b) measured values ≥ specified values (mm) .....:		N/A
	c) measured values ≥ specified values (mm) .....:		N/A
	2. Insulation between input and output circuits, double or reinforced insulation:		P
	a) measured values ≥ specified values (mm) .....:	Cr. / Cl. (Min.): 5,1 mm / 4,8 mm; Limit: 5,0 mm / 4,7 mm	P
	b) measured values ≥ specified values (mm) .....:		N/A
	c) measured values ≥ specified values (mm) .....:	Triple insulation wire used for output wire and two layers of insulation tape between primary wire and second wire	P
	3. Insulation between adjacent input circuits		N/A
	- measured values ≥ specified values (mm) .....:		N/A
	3. Insulation between adjacent output circuits		N/A
	- measured values ≥ specified values (mm) .....:		N/A
	4. Insulation between terminals for external connection:		N/A
	- measured values ≥ specified values (mm) .....:		N/A
	5. Basic or supplementary insulation:		P
	a) measured values ≥ specified values (mm) .....:	Cr. / Cl. (Min.): 2,7 mm / 2,6 mm; Limit: 2,6 mm / 2,5 mm	P

Annex IV

IEC/EN 61347-2-13			
Clause	Requirement + Test	Result - Remark	Verdict
	b) measured values ≥ specified values (mm) .....:		N/A
	c) measured values ≥ specified values (mm) .....:		N/A
	d) measured values ≥ specified values (mm) .....:		N/A
	e) measured values ≥ specified values (mm) .....:		N/A
	6. Reinforced insulation or insulation:		N/A
	Between body and output circuit: measured values ≥ specified values (mm) .....:		N/A
	Between body and output circuit if provision against transient voltages: measured values ≥ specified values (mm) .....:		N/A
	7. Distance through insulation:		P
	a) measured values ≥ specified values (mm) .....:	The thickness of enclosure was 1,1 mm	P
	b) measured values ≥ specified values (mm) .....:		N/A
	c) measured values ≥ specified values (mm) .....:		N/A
(N)	**ANNEX N: REQUIREMENTS FOR INSULATION MATERIALS USED FOR DOUBLE OR REINFORCED INSULATION**		N/A
	No need such tests		—
(O)	**ANNEX O: ADDITIONAL REQUIREMENTS FOR BUILT-IN ELECTRONIC CONTROLGEAR WITH DOUBLE OR REINFORCED INSULATION**		N/A
	No need such tests		—
J	**ANNEX J: PARTICULAR ADDITIONAL SAFETY REQUIREMENTS FOR A.C., A.C./D.C. OR D.C. SUPPLIED ELECTRONIC CONTROLGEAR FOR EMERGENCY LIGHTING**		N/A
	No such parts		—

— End of main Annex IV —

Annex V
Photo documentation
Report No.: NBES151100162601
Fixed Luminaires (LED Outdoor Lamps)
1101, 1301, 1302, 1303, 1304, 1102, 1103, 1104, 1105, 1107, 1108, 1401, 1402, 1403, 1404, 1201, 1202, 1203, 1204, 1205, 1207, 1208, 1210, 1206, 1209, 2104, 2105, 2301, 2302, 2303, 2304, 2305, 2306, 2307, 2501M, 2502M, 2503M, 2504M, 2505M, 2506M, 2507M, 2508M, 2601, 2602, 2603, 2604, 2605, 2606, 2607, 2701, 2702, 2705, 2401S, 2402S, 2403S, 2404S, 2405S, 2406S, 2407S, 2408S, 2409S, 2501S, 2502S, 2503S, 2504S, 2505S, 2506S, 2507S, 2508S

Details of: 1107

View:

[X] general

[ ] front

[ ] rear

[ ] right

[ ] left

[ ] top

[ ] bottom



Details of: 1107

View:

[X] general

[ ] front

[ ] rear

[ ] right

[ ] left

[ ] top

[ ] bottom

Marking position



Annex V
Photo documentation
Report No.: NBES151100162601
Fixed Luminaires (LED Outdoor Lamps)
1101, 1301, 1302, 1303, 1304, 1102, 1103, 1104, 1105, 1107, 1108, 1401, 1402, 1403, 1404, 1201, 1202, 1203, 1204, 1205, 1207, 1208, 1210, 1206, 1209, 2104, 2105, 2301, 2302, 2303, 2304, 2305, 2306, 2307, 2501M, 2502M, 2503M, 2504M, 2505M, 2506M, 2507M, 2508M, 2601, 2602, 2603, 2604, 2605, 2606, 2607, 2701, 2702, 2705, 2401S, 2402S, 2403S, 2404S, 2405S, 2406S, 2407S, 2408S, 2409S, 2501S, 2502S, 2503S, 2504S, 2505S, 2506S, 2507S, 2508S

Details of: 1107

View:

[X] general

[ ] front

[ ] rear

[ ] right

[ ] left

[ ] top

[ ] bottom



Details of: 1107

View:

[X] general

[ ] front

[ ] rear

[ ] right

[ ] left

[ ] top

[ ] bottom



Annex V
Photo documentation
Report No.: NBES151100162601
Fixed Luminaires (LED Outdoor Lamps)
1101, 1301, 1302, 1303, 1304, 1102, 1103, 1104, 1105, 1107, 1108, 1401, 1402, 1403, 1404, 1201, 1202, 1203, 1204, 1205, 1207, 1208, 1210, 1206, 1209, 2104, 2105, 2301, 2302, 2303, 2304, 2305, 2306, 2307, 2501M, 2502M, 2503M, 2504M, 2505M, 2506M, 2507M, 2508M, 2601, 2602, 2603, 2604, 2605, 2606, 2607, 2701, 2702, 2705, 2401S, 2402S, 2403S, 2404S, 2405S, 2406S, 2407S, 2408S, 2409S, 2501S, 2502S, 2503S, 2504S, 2505S, 2506S, 2507S, 2508S

Details of: 1107

View:

[X] general

[ ] front

[ ] rear

[ ] right

[ ] left

[ ] top

[ ] bottom

Marking position for LED driver



Details of: 1107

View:

[X] general

[ ] front

[ ] rear

[ ] right

[ ] left

[ ] top

[ ] bottom

Annex V
Photo documentation
Fixed Luminaires (LED Outdoor Lamps)
1101, 1301, 1302, 1303, 1304, 1102, 1103, 1104, 1105, 1107, 1108, 1401, 1402, 1403, 1404, 1201, 1202, 1203, 1204, 1205, 1207, 1208, 1210, 1206, 1209, 2104, 2105, 2301, 2302, 2303, 2304, 2305, 2306, 2307, 2501M, 2502M, 2503M, 2504M, 2505M, 2506M, 2507M, 2508M, 2601, 2602, 2603, 2604, 2605, 2606, 2607, 2701, 2702, 2705, 2401S, 2402S, 2403S, 2404S, 2405S, 2406S, 2407S, 2408S, 2409S, 2501S, 2502S, 2503S, 2504S, 2505S, 2506S, 2507S, 2508S

Details of: LED driver (IK12W-350-1)

View:

[X] general

[ ] front

[ ] rear

[ ] right

[ ] left

[ ] top

[ ] bottom

Marking position



Details of: LED driver (IK12W-350-1)

View:

[X] general

[ ] front

[ ] rear

[ ] right

[ ] left

[ ] top

[ ] bottom



Annex V
Photo documentation
Report No.: NBES151100162601
Fixed Luminaires (LED Outdoor Lamps)
1101, 1301, 1302, 1303, 1304, 1102, 1103, 1104, 1105, 1107, 1108, 1401, 1402, 1403, 1404, 1201, 1202, 1203, 1204, 1205, 1207, 1208, 1210, 1206, 1209, 2104, 2105, 2301, 2302, 2303, 2304, 2305, 2306, 2307, 2501M, 2502M, 2503M, 2504M, 2505M, 2506M, 2507M, 2508M, 2601, 2602, 2603, 2604, 2605, 2606, 2607, 2701, 2702, 2705, 2401S, 2402S, 2403S, 2404S, 2405S, 2406S, 2407S, 2408S, 2409S, 2501S, 2502S, 2503S, 2504S, 2505S, 2506S, 2507S, 2508S

Details of: LED driver (IK12W-350-1)

View:

[X] general

[ ] front

[ ] rear

[ ] right

[ ] left

[ ] top

[ ] bottom



Details of: LED driver (IK12W-350-1)

View:

[X] general

[ ] front

[ ] rear

[ ] right

[ ] left

[ ] top

[ ] bottom



Annex V
Photo documentation
Report No.: NBES151100162601
Fixed Luminaires (LED Outdoor Lamps)
1101, 1301, 1302, 1303, 1304, 1102, 1103, 1104, 1105, 1107, 1108, 1401, 1402, 1403, 1404, 1201, 1202, 1203, 1204, 1205, 1207, 1208, 1210, 1206, 1209, 2104, 2105, 2301, 2302, 2303, 2304, 2305, 2306, 2307, 2501M, 2502M, 2503M, 2504M, 2505M, 2506M, 2507M, 2508M, 2601, 2602, 2603, 2604, 2605, 2606, 2607, 2701, 2702, 2705, 2401S, 2402S, 2403S, 2404S, 2405S, 2406S, 2407S, 2408S, 2409S, 2501S, 2502S, 2503S, 2504S, 2505S, 2506S, 2507S, 2508S

Details of: PCB for LED driver (IK12W-350-1)

View:

[X] general

[ ] front

[ ] rear

[ ] right

[ ] left

[ ] top

[ ] bottom



Details of: PCB for LED driver (IK12W-350-1)

View:

[X] general

[ ] front

[ ] rear

[ ] right

[ ] left

[ ] top

[ ] bottom



Annex V
Photo documentation
Report No.: NBES151100162601
Fixed Luminaires (LED Outdoor Lamps)
1101, 1301, 1302, 1303, 1304, 1102, 1103, 1104, 1105, 1107, 1108, 1401, 1402, 1403, 1404, 1201, 1202, 1203, 1204, 1205, 1207, 1208, 1210, 1206, 1209, 2104, 2105, 2301, 2302, 2303, 2304, 2305, 2306, 2307, 2501M, 2502M, 2503M, 2504M, 2505M, 2506M, 2507M, 2508M, 2601, 2602, 2603, 2604, 2605, 2606, 2607, 2701, 2702, 2705, 2401S, 2402S, 2403S, 2404S, 2405S, 2406S, 2407S, 2408S, 2409S, 2501S, 2502S, 2503S, 2504S, 2505S, 2506S, 2507S, 2508S

Details of: Transformer for LED driver (IK12W-350-1)

View:

[X] general

[ ] front

[ ] rear

[ ] right

[ ] left

[ ] top

[ ] bottom



Details of: Transformer for LED driver (IK12W-350-1)

View:

[X] general

[ ] front

[ ] rear

[ ] right

[ ] left

[ ] top

[ ] bottom



Annex V
Photo documentation
Report No.: NBES151100162601
Fixed Luminaires (LED Outdoor Lamps)
1101, 1301, 1302, 1303, 1304, 1102, 1103, 1104, 1105, 1107, 1108, 1401, 1402, 1403, 1404, 1201, 1202, 1203, 1204, 1205, 1207, 1208, 1210, 1206, 1209, 2104, 2105, 2301, 2302, 2303, 2304, 2305, 2306, 2307, 2501M, 2502M, 2503M, 2504M, 2505M, 2506M, 2507M, 2508M, 2601, 2602, 2603, 2604, 2605, 2606, 2607, 2701, 2702, 2705, 2401S, 2402S, 2403S, 2404S, 2405S, 2406S, 2407S, 2408S, 2409S, 2501S, 2502S, 2503S, 2504S, 2505S, 2506S, 2507S, 2508S

Details of: Transformer for LED driver (IK12W-350-1)

View:

[X] general

[ ] front

[ ] rear

[ ] right

[ ] left

[ ] top

[ ] bottom



Details of: LED driver (EIP012C0350LS)

View:

[X] general

[ ] front

[ ] rear

[ ] right

[ ] left

[ ] top

[ ] bottom



Annex V
Photo documentation
Fixed Luminaires (LED Outdoor Lamps)
1101, 1301, 1302, 1303, 1304, 1102, 1103, 1104, 1105, 1107, 1108, 1401, 1402, 1403, 1404, 1201, 1202, 1203, 1204, 1205, 1207, 1208, 1210, 1206, 1209, 2104, 2105, 2301, 2302, 2303, 2304, 2305, 2306, 2307, 2501M, 2502M, 2503M, 2504M, 2505M, 2506M, 2507M, 2508M, 2601, 2602, 2603, 2604, 2605, 2606, 2607, 2701, 2702, 2705, 2401S, 2402S, 2403S, 2404S, 2405S, 2406S, 2407S, 2408S, 2409S, 2501S, 2502S, 2503S, 2504S, 2505S, 2506S, 2507S, 2508S

Report No.: NBES151100162601

Details of: 1204

View:

[X] general

[ ] front

[ ] rear

[ ] right

[ ] left

[ ] top

[ ] bottom



Details of: 1204

View:

[X] general

[ ] front

[ ] rear

[ ] right

[ ] left

[ ] top

[ ] bottom



Remark: The opposite side was the same as above one.

Annex V
Photo documentation
Report No.: NBES151100162601
Fixed Luminaires (LED Outdoor Lamps)
1101, 1301, 1302, 1303, 1304, 1102, 1103, 1104, 1105, 1107, 1108, 1401, 1402, 1403, 1404, 1201, 1202, 1203, 1204, 1205, 1207, 1208, 1210, 1206, 1209, 2104, 2105, 2301, 2302, 2303, 2304, 2305, 2306, 2307, 2501M, 2502M, 2503M, 2504M, 2505M, 2506M, 2507M, 2508M, 2601, 2602, 2603, 2604, 2605, 2606, 2607, 2701, 2702, 2705, 2401S, 2402S, 2403S, 2404S, 2405S, 2406S, 2407S, 2408S, 2409S, 2501S, 2502S, 2503S, 2504S, 2505S, 2506S, 2507S, 2508S

Details of: 1204

View:

[X] general

[ ] front

[ ] rear

[ ] right

[ ] left

[ ] top

[ ] bottom



Details of: 1204

View:

[X] general

[ ] front

[ ] rear

[ ] right

[ ] left

[ ] top

[ ] bottom



Annex V
Photo documentation
Report No.: NBES151100162601
Fixed Luminaires (LED Outdoor Lamps)
1101, 1301, 1302, 1303, 1304, 1102, 1103, 1104, 1105, 1107, 1108, 1401, 1402, 1403, 1404, 1201, 1202, 1203, 1204, 1205, 1207, 1208, 1210, 1206, 1209, 2104, 2105, 2301, 2302, 2303, 2304, 2305, 2306, 2307, 2501M, 2502M, 2503M, 2504M, 2505M, 2506M, 2507M, 2508M, 2601, 2602, 2603, 2604, 2605, 2606, 2607, 2701, 2702, 2705, 2401S, 2402S, 2403S, 2404S, 2405S, 2406S, 2407S, 2408S, 2409S, 2501S, 2502S, 2503S, 2504S, 2505S, 2506S, 2507S, 2508S

Details of: 1204

View:

[X] general

[ ] front

[ ] rear

[ ] right

[ ] left

[ ] top

[ ] bottom



Details of: 1204

View:

[X] general

[ ] front

[ ] rear

[ ] right

[ ] left

[ ] top

[ ] bottom



Annex V
Photo documentation
Fixed Luminaires (LED Outdoor Lamps)
1101, 1301, 1302, 1303, 1304, 1102, 1103, 1104, 1105, 1107, 1108, 1401, 1402, 1403, 1404, 1201, 1202, 1203, 1204, 1205, 1207, 1208, 1210, 1206, 1209, 2104, 2105, 2301, 2302, 2303, 2304, 2305, 2306, 2307, 2501M, 2502M, 2503M, 2504M, 2505M, 2506M, 2507M, 2508M, 2601, 2602, 2603, 2604, 2605, 2606, 2607, 2701, 2702, 2705, 2401S, 2402S, 2403S, 2404S, 2405S, 2406S, 2407S, 2408S, 2409S, 2501S, 2502S, 2503S, 2504S, 2505S, 2506S, 2507S, 2508S

Report No.: NBES151100162601

Details of: 1204

View:

[X] general

[ ] front

[ ] rear

[ ] right

[ ] left

[ ] top

[ ] bottom



Details of: LED driver (IK06W-700-1 and IK07W-350-1)

View:

[X] general

[ ] front

[ ] rear

[ ] right

[ ] left

[ ] top

[ ] bottom

Marking position



Annex V
Photo documentation
Report No.: NBES151100162601
Fixed Luminaires (LED Outdoor Lamps)
1101, 1301, 1302, 1303, 1304, 1102, 1103, 1104, 1105, 1107, 1108, 1401, 1402, 1403, 1404, 1201, 1202, 1203, 1204, 1205, 1207, 1208, 1210, 1206, 1209, 2104, 2105, 2301, 2302, 2303, 2304, 2305, 2306, 2307, 2501M, 2502M, 2503M, 2504M, 2505M, 2506M, 2507M, 2508M, 2601, 2602, 2603, 2604, 2605, 2606, 2607, 2701, 2702, 2705, 2401S, 2402S, 2403S, 2404S, 2405S, 2406S, 2407S, 2408S, 2409S, 2501S, 2502S, 2503S, 2504S, 2505S, 2506S, 2507S, 2508S

Details of: LED driver (IK06W-700-1 and IK07W-350-1)

View:

[X] general

[ ] front

[ ] rear

[ ] right

[ ] left

[ ] top

[ ] bottom



Details of: LED driver (IK06W-700-1)

View:

[X] general

[ ] front

[ ] rear

[ ] right

[ ] left

[ ] top

[ ] bottom



Annex V
Photo documentation
Report No.: NBES151100162601
Fixed Luminaires (LED Outdoor Lamps)
1101, 1301, 1302, 1303, 1304, 1102, 1103, 1104, 1105, 1107, 1108, 1401, 1402, 1403, 1404, 1201, 1202, 1203, 1204, 1205, 1207, 1208, 1210, 1206, 1209, 2104, 2105, 2301, 2302, 2303, 2304, 2305, 2306, 2307, 2501M, 2502M, 2503M, 2504M, 2505M, 2506M, 2507M, 2508M, 2601, 2602, 2603, 2604, 2605, 2606, 2607, 2701, 2702, 2705, 2401S, 2402S, 2403S, 2404S, 2405S, 2406S, 2407S, 2408S, 2409S, 2501S, 2502S, 2503S, 2504S, 2505S, 2506S, 2507S, 2508S

Details of: PCB for LED driver (IK06W-700-1)

View:

[X] general

[ ] front

[ ] rear

[ ] right

[ ] left

[ ] top

[ ] bottom



Details of: PCB for LED driver (IK06W-700-1)

View:

[X] general

[ ] front

[ ] rear

[ ] right

[ ] left

[ ] top

[ ] bottom



Annex V
Photo documentation
Fixed Luminaires (LED Outdoor Lamps)
1101, 1301, 1302, 1303, 1304, 1102, 1103, 1104, 1105, 1107, 1108, 1401, 1402, 1403, 1404, 1201, 1202, 1203, 1204, 1205, 1207, 1208, 1210, 1206, 1209, 2104, 2105, 2301, 2302, 2303, 2304, 2305, 2306, 2307, 2501M, 2502M, 2503M, 2504M, 2505M, 2506M, 2507M, 2508M, 2601, 2602, 2603, 2604, 2605, 2606, 2607, 2701, 2702, 2705, 2401S, 2402S, 2403S, 2404S, 2405S, 2406S, 2407S, 2408S, 2409S, 2501S, 2502S, 2503S, 2504S, 2505S, 2506S, 2507S, 2508S

Details of: Transformer for LED driver (IK06W-700-1)

View:

[X] general

[ ] front

[ ] rear

[ ] right

[ ] left

[ ] top

[ ] bottom



Details of: Transformer for LED driver (IK06W-700-1)

View:

[X] general

[ ] front

[ ] rear

[ ] right

[ ] left

[ ] top

[ ] bottom



Annex V
Photo documentation
Report No.: NBES151100162601
Fixed Luminaires (LED Outdoor Lamps)
1101, 1301, 1302, 1303, 1304, 1102, 1103, 1104, 1105, 1107, 1108, 1401, 1402, 1403, 1404, 1201, 1202, 1203, 1204, 1205, 1207, 1208, 1210, 1206, 1209, 2104, 2105, 2301, 2302, 2303, 2304, 2305, 2306, 2307, 2501M, 2502M, 2503M, 2504M, 2505M, 2506M, 2507M, 2508M, 2601, 2602, 2603, 2604, 2605, 2606, 2607, 2701, 2702, 2705, 2401S, 2402S, 2403S, 2404S, 2405S, 2406S, 2407S, 2408S, 2409S, 2501S, 2502S, 2503S, 2504S, 2505S, 2506S, 2507S, 2508S

Details of: Transformer for LED driver (IK06W-700-1)

View:

[X] general

[ ] front

[ ] rear

[ ] right

[ ] left

[ ] top

[ ] bottom



Details of: 1301

View:

[X] general

[ ] front

[ ] rear

[ ] right

[ ] left

[ ] top

[ ] bottom



Annex V
Photo documentation
Report No.: NBES151100162601
Fixed Luminaires (LED Outdoor Lamps)
1101, 1301, 1302, 1303, 1304, 1102, 1103, 1104, 1105, 1107, 1108, 1401, 1402, 1403, 1404, 1201, 1202, 1203, 1204, 1205, 1207, 1208, 1210, 1206, 1209, 2104, 2105, 2301, 2302, 2303, 2304, 2305, 2306, 2307, 2501M, 2502M, 2503M, 2504M, 2505M, 2506M, 2507M, 2508M, 2601, 2602, 2603, 2604, 2605, 2606, 2607, 2701, 2702, 2705, 2401S, 2402S, 2403S, 2404S, 2405S, 2406S, 2407S, 2408S, 2409S, 2501S, 2502S, 2503S, 2504S, 2505S, 2506S, 2507S, 2508S

Details of: 1301

View:

[X] general

[ ] front

[ ] rear

[ ] right

[ ] left

[ ] top

[ ] bottom



Details of: 1301

View:

[X] general

[ ] front

[ ] rear

[ ] right

[ ] left

[ ] top

[ ] bottom



Annex V
Photo documentation
Report No.: NBES151100162601
Fixed Luminaires (LED Outdoor Lamps)
1101, 1301, 1302, 1303, 1304, 1102, 1103, 1104, 1105, 1107, 1108, 1401, 1402, 1403, 1404, 1201, 1202, 1203, 1204, 1205, 1207, 1208, 1210, 1206, 1209, 2104, 2105, 2301, 2302, 2303, 2304, 2305, 2306, 2307, 2501M, 2502M, 2503M, 2504M, 2505M, 2506M, 2507M, 2508M, 2601, 2602, 2603, 2604, 2605, 2606, 2607, 2701, 2702, 2705, 2401S, 2402S, 2403S, 2404S, 2405S, 2406S, 2407S, 2408S, 2409S, 2501S, 2502S, 2503S, 2504S, 2505S, 2506S, 2507S, 2508S

Details of: 1301

View:

[X] general

[ ] front

[ ] rear

[ ] right

[ ] left

[ ] top

[ ] bottom



Details of: 1301

View:

[X] general

[ ] front

[ ] rear

[ ] right

[ ] left

[ ] top

[ ] bottom

Annex V
Photo documentation
Report No.: NBES151100162601
Fixed Luminaires (LED Outdoor Lamps)
1101, 1301, 1302, 1303, 1304, 1102, 1103, 1104, 1105, 1107, 1108, 1401, 1402, 1403, 1404, 1201, 1202, 1203, 1204, 1205, 1207, 1208, 1210, 1206, 1209, 2104, 2105, 2301, 2302, 2303, 2304, 2305, 2306, 2307, 2501M, 2502M, 2503M, 2504M, 2505M, 2506M, 2507M, 2508M, 2601, 2602, 2603, 2604, 2605, 2606, 2607, 2701, 2702, 2705, 2401S, 2402S, 2403S, 2404S, 2405S, 2406S, 2407S, 2408S, 2409S, 2501S, 2502S, 2503S, 2504S, 2505S, 2506S, 2507S, 2508S

Details of: 1301

View:

[X] general

[ ] front

[ ] rear

[ ] right

[ ] left

[ ] top

[ ] bottom

Details of: EBP003C0350SS

View:

[X] general

[ ] front

[ ] rear

[ ] right

[ ] left

[ ] top

[ ] bottom

Annex V
Photo documentation
Report No.: NBES151100162601
Fixed Luminaires (LED Outdoor Lamps)
1101, 1301, 1302, 1303, 1304, 1102, 1103, 1104, 1105, 1107, 1108, 1401, 1402, 1403, 1404, 1201, 1202, 1203, 1204, 1205, 1207, 1208, 1210, 1206, 1209, 2104, 2105, 2301, 2302, 2303, 2304, 2305, 2306, 2307, 2501M, 2502M, 2503M, 2504M, 2505M, 2506M, 2507M, 2508M, 2601, 2602, 2603, 2604, 2605, 2606, 2607, 2701, 2702, 2705, 2401S, 2402S, 2403S, 2404S, 2405S, 2406S, 2407S, 2408S, 2409S, 2501S, 2502S, 2503S, 2504S, 2505S, 2506S, 2507S, 2508S

Details of: 1303

View:

[X] general

[ ] front

[ ] rear

[ ] right

[ ] left

[ ] top

[ ] bottom



Details of: 1303

View:

[X] general

[ ] front

[ ] rear

[ ] right

[ ] left

[ ] top

[ ] bottom



Annex V
Photo documentation
Report No.: NBES151100162601
Fixed Luminaires (LED Outdoor Lamps)
1101, 1301, 1302, 1303, 1304, 1102, 1103, 1104, 1105, 1107, 1108, 1401, 1402, 1403, 1404, 1201, 1202, 1203, 1204, 1205, 1207, 1208, 1210, 1206, 1209, 2104, 2105, 2301, 2302, 2303, 2304, 2305, 2306, 2307, 2501M, 2502M, 2503M, 2504M, 2505M, 2506M, 2507M, 2508M, 2601, 2602, 2603, 2604, 2605, 2606, 2607, 2701, 2702, 2705, 2401S, 2402S, 2403S, 2404S, 2405S, 2406S, 2407S, 2408S, 2409S, 2501S, 2502S, 2503S, 2504S, 2505S, 2506S, 2507S, 2508S

Details of: 1303

View:

[X] general

[ ] front

[ ] rear

[ ] right

[ ] left

[ ] top

[ ] bottom



Details of: 1303

View:

[X] general

[ ] front

[ ] rear

[ ] right

[ ] left

[ ] top

[ ] bottom

Annex V
Photo documentation
Report No.: NBES151100162601
Fixed Luminaires (LED Outdoor Lamps)
1101, 1301, 1302, 1303, 1304, 1102, 1103, 1104, 1105, 1107, 1108, 1401, 1402, 1403, 1404, 1201, 1202, 1203, 1204, 1205, 1207, 1208, 1210, 1206, 1209, 2104, 2105, 2301, 2302, 2303, 2304, 2305, 2306, 2307, 2501M, 2502M, 2503M, 2504M, 2505M, 2506M, 2507M, 2508M, 2601, 2602, 2603, 2604, 2605, 2606, 2607, 2701, 2702, 2705, 2401S, 2402S, 2403S, 2404S, 2405S, 2406S, 2407S, 2408S, 2409S, 2501S, 2502S, 2503S, 2504S, 2505S, 2506S, 2507S, 2508S

Details of: 1303

View:

[X] general

[ ] front

[ ] rear

[ ] right

[ ] left

[ ] top

[ ] bottom



Details of: PCB for LED driver (IK07W-350-1)

View:

[X] general

[ ] front

[ ] rear

[ ] right

[ ] left

[ ] top

[ ] bottom



Annex V
Photo documentation
Report No.: NBES151100162601
Fixed Luminaires (LED Outdoor Lamps)
1101, 1301, 1302, 1303, 1304, 1102, 1103, 1104, 1105, 1107, 1108, 1401, 1402, 1403, 1404, 1201, 1202, 1203, 1204, 1205, 1207, 1208, 1210, 1206, 1209, 2104, 2105, 2301, 2302, 2303, 2304, 2305, 2306, 2307, 2501M, 2502M, 2503M, 2504M, 2505M, 2506M, 2507M, 2508M, 2601, 2602, 2603, 2604, 2605, 2606, 2607, 2701, 2702, 2705, 2401S, 2402S, 2403S, 2404S, 2405S, 2406S, 2407S, 2408S, 2409S, 2501S, 2502S, 2503S, 2504S, 2505S, 2506S, 2507S, 2508S

Details of: PCB for LED driver (IK07W-350-1)

View:

[X] general

[ ] front

[ ] rear

[ ] right

[ ] left

[ ] top

[ ] bottom



Details of: Transformer for LED driver (IK07W-350-1)

View:

[X] general

[ ] front

[ ] rear

[ ] right

[ ] left

[ ] top

[ ] bottom



Annex V
Photo documentation
Report No.: NBES151100162601
Fixed Luminaires (LED Outdoor Lamps)
1101, 1301, 1302, 1303, 1304, 1102, 1103, 1104, 1105, 1107, 1108, 1401, 1402, 1403, 1404, 1201, 1202, 1203, 1204, 1205, 1207, 1208, 1210, 1206, 1209, 2104, 2105, 2301, 2302, 2303, 2304, 2305, 2306, 2307, 2501M, 2502M, 2503M, 2504M, 2505M, 2506M, 2507M, 2508M, 2601, 2602, 2603, 2604, 2605, 2606, 2607, 2701, 2702, 2705, 2401S, 2402S, 2403S, 2404S, 2405S, 2406S, 2407S, 2408S, 2409S, 2501S, 2502S, 2503S, 2504S, 2505S, 2506S, 2507S, 2508S

Details of: Transformer for LED driver (IK07W-350-1)

View:

[X] general

[ ] front

[ ] rear

[ ] right

[ ] left

[ ] top

[ ] bottom



Details of: Transformer for LED driver (IK07W-350-1)

View:

[X] general

[ ] front

[ ] rear

[ ] right

[ ] left

[ ] top

[ ] bottom



Annex V
Photo documentation
Report No.: NBES151100162601
Fixed Luminaires (LED Outdoor Lamps)
1101, 1301, 1302, 1303, 1304, 1102, 1103, 1104, 1105, 1107, 1108, 1401, 1402, 1403, 1404, 1201, 1202, 1203, 1204, 1205, 1207, 1208, 1210, 1206, 1209, 2104, 2105, 2301, 2302, 2303, 2304, 2305, 2306, 2307, 2501M, 2502M, 2503M, 2504M, 2505M, 2506M, 2507M, 2508M, 2601, 2602, 2603, 2604, 2605, 2606, 2607, 2701, 2702, 2705, 2401S, 2402S, 2403S, 2404S, 2405S, 2406S, 2407S, 2408S, 2409S, 2501S, 2502S, 2503S, 2504S, 2505S, 2506S, 2507S, 2508S

Details of: 1402

View:

[X] general

[ ] front

[ ] rear

[ ] right

[ ] left

[ ] top

[ ] bottom



Details of: 1402

View:

[X] general

[ ] front

[ ] rear

[ ] right

[ ] left

[ ] top

[ ] bottom



Annex V
Photo documentation
Fixed Luminaires (LED Outdoor Lamps)
1101, 1301, 1302, 1303, 1304, 1102, 1103, 1104, 1105, 1107, 1108, 1401, 1402, 1403, 1404, 1201, 1202, 1203, 1204, 1205, 1207, 1208, 1210, 1206, 1209, 2104, 2105, 2301, 2302, 2303, 2304, 2305, 2306, 2307, 2501M, 2502M, 2503M, 2504M, 2505M, 2506M, 2507M, 2508M, 2601, 2602, 2603, 2604, 2605, 2606, 2607, 2701, 2702, 2705, 2401S, 2402S, 2403S, 2404S, 2405S, 2406S, 2407S, 2408S, 2409S, 2501S, 2502S, 2503S, 2504S, 2505S, 2506S, 2507S, 2508S

Details of: 1402

View:

[X] general

[ ] front

[ ] rear

[ ] right

[ ] left

[ ] top

[ ] bottom



Details of: 1402

View:

[X] general

[ ] front

[ ] rear

[ ] right

[ ] left

[ ] top

[ ] bottom



Annex V
Photo documentation
Report No.: NBES151100162601
Fixed Luminaires (LED Outdoor Lamps)
1101, 1301, 1302, 1303, 1304, 1102, 1103, 1104, 1105, 1107, 1108, 1401, 1402, 1403, 1404, 1201, 1202, 1203, 1204, 1205, 1207, 1208, 1210, 1206, 1209, 2104, 2105, 2301, 2302, 2303, 2304, 2305, 2306, 2307, 2501M, 2502M, 2503M, 2504M, 2505M, 2506M, 2507M, 2508M, 2601, 2602, 2603, 2604, 2605, 2606, 2607, 2701, 2702, 2705, 2401S, 2402S, 2403S, 2404S, 2405S, 2406S, 2407S, 2408S, 2409S, 2501S, 2502S, 2503S, 2504S, 2505S, 2506S, 2507S, 2508S

Details of: 1402

View:

[X] general

[ ] front

[ ] rear

[ ] right

[ ] left

[ ] top

[ ] bottom



Details of: 2104

View:

[X] general

[ ] front

[ ] rear

[ ] right

[ ] left

[ ] top

[ ] bottom



Annex V
Photo documentation
Fixed Luminaires (LED Outdoor Lamps)
1101, 1301, 1302, 1303, 1304, 1102, 1103, 1104, 1105, 1107, 1108, 1401, 1402, 1403, 1404, 1201, 1202, 1203, 1204, 1205, 1207, 1208, 1210, 1206, 1209, 2104, 2105, 2301, 2302, 2303, 2304, 2305, 2306, 2307, 2501M, 2502M, 2503M, 2504M, 2505M, 2506M, 2507M, 2508M, 2601, 2602, 2603, 2604, 2605, 2606, 2607, 2701, 2702, 2705, 2401S, 2402S, 2403S, 2404S, 2405S, 2406S, 2407S, 2408S, 2409S, 2501S, 2502S, 2503S, 2504S, 2505S, 2506S, 2507S, 2508S

Details of: 2104

View:

[X] general

[ ] front

[ ] rear

[ ] right

[ ] left

[ ] top

[ ] bottom



Details of: 2104

View:

[X] general

[ ] front

[ ] rear

[ ] right

[ ] left

[ ] top

[ ] bottom



Annex V
Photo documentation
Report No.: NBES151100162601
Fixed Luminaires (LED Outdoor Lamps)
1101, 1301, 1302, 1303, 1304, 1102, 1103, 1104, 1105, 1107, 1108, 1401, 1402, 1403, 1404, 1201, 1202, 1203, 1204, 1205, 1207, 1208, 1210, 1206, 1209, 2104, 2105, 2301, 2302, 2303, 2304, 2305, 2306, 2307, 2501M, 2502M, 2503M, 2504M, 2505M, 2506M, 2507M, 2508M, 2601, 2602, 2603, 2604, 2605, 2606, 2607, 2701, 2702, 2705, 2401S, 2402S, 2403S, 2404S, 2405S, 2406S, 2407S, 2408S, 2409S, 2501S, 2502S, 2503S, 2504S, 2505S, 2506S, 2507S, 2508S

Details of: 2104

View:

[X] general

[ ] front

[ ] rear

[ ] right

[ ] left

[ ] top

[ ] bottom

Details of: 2104

View:

[X] general

[ ] front

[ ] rear

[ ] right

[ ] left

[ ] top

[ ] bottom



Annex V
Photo documentation
Report No.: NBES151100162601
Fixed Luminaires (LED Outdoor Lamps)
1101, 1301, 1302, 1303, 1304, 1102, 1103, 1104, 1105, 1107, 1108, 1401, 1402, 1403, 1404, 1201, 1202, 1203, 1204, 1205, 1207, 1208, 1210, 1206, 1209, 2104, 2105, 2301, 2302, 2303, 2304, 2305, 2306, 2307, 2501M, 2502M, 2503M, 2504M, 2505M, 2506M, 2507M, 2508M, 2601, 2602, 2603, 2604, 2605, 2606, 2607, 2701, 2702, 2705, 2401S, 2402S, 2403S, 2404S, 2405S, 2406S, 2407S, 2408S, 2409S, 2501S, 2502S, 2503S, 2504S, 2505S, 2506S, 2507S, 2508S

Details of: 2104

View:

[X] general

[ ] front

[ ] rear

[ ] right

[ ] left

[ ] top

[ ] bottom

Marking position for LED driver



Details of: 2305

View:

[X] general

[ ] front

[ ] rear

[ ] right

[ ] left

[ ] top

[ ] bottom

Annex V
Photo documentation
Report No.: NBES151100162601
Fixed Luminaires (LED Outdoor Lamps)
1101, 1301, 1302, 1303, 1304, 1102, 1103, 1104, 1105, 1107, 1108, 1401, 1402, 1403, 1404, 1201, 1202, 1203, 1204, 1205, 1207, 1208, 1210, 1206, 1209, 2104, 2105, 2301, 2302, 2303, 2304, 2305, 2306, 2307, 2501M, 2502M, 2503M, 2504M, 2505M, 2506M, 2507M, 2508M, 2601, 2602, 2603, 2604, 2605, 2606, 2607, 2701, 2702, 2705, 2401S, 2402S, 2403S, 2404S, 2405S, 2406S, 2407S, 2408S, 2409S, 2501S, 2502S, 2503S, 2504S, 2505S, 2506S, 2507S, 2508S

Details of: 2305

View:

[X] general

[ ] front

[ ] rear

[ ] right

[ ] left

[ ] top

[ ] bottom



Details of: 2305

View:

[X] general

[ ] front

[ ] rear

[ ] right

[ ] left

[ ] top

[ ] bottom



Annex V
Photo documentation
Report No.: NBES151100162601
Fixed Luminaires (LED Outdoor Lamps)
1101, 1301, 1302, 1303, 1304, 1102, 1103, 1104, 1105, 1107, 1108, 1401, 1402, 1403, 1404, 1201, 1202, 1203, 1204, 1205, 1207, 1208, 1210, 1206, 1209, 2104, 2105, 2301, 2302, 2303, 2304, 2305, 2306, 2307, 2501M, 2502M, 2503M, 2504M, 2505M, 2506M, 2507M, 2508M, 2601, 2602, 2603, 2604, 2605, 2606, 2607, 2701, 2702, 2705, 2401S, 2402S, 2403S, 2404S, 2405S, 2406S, 2407S, 2408S, 2409S, 2501S, 2502S, 2503S, 2504S, 2505S, 2506S, 2507S, 2508S

Details of: 2305

View:

[X] general

[ ] front

[ ] rear

[ ] right

[ ] left

[ ] top

[ ] bottom



Details of: 2305

View:

[X] general

[ ] front

[ ] rear

[ ] right

[ ] left

[ ] top

[ ] bottom



Annex V
Photo documentation
Report No.: NBES151100162601
Fixed Luminaires (LED Outdoor Lamps)
1101, 1301, 1302, 1303, 1304, 1102, 1103, 1104, 1105, 1107, 1108, 1401, 1402, 1403, 1404, 1201, 1202, 1203, 1204, 1205, 1207, 1208, 1210, 1206, 1209, 2104, 2105, 2301, 2302, 2303, 2304, 2305, 2306, 2307, 2501M, 2502M, 2503M, 2504M, 2505M, 2506M, 2507M, 2508M, 2601, 2602, 2603, 2604, 2605, 2606, 2607, 2701, 2702, 2705, 2401S, 2402S, 2403S, 2404S, 2405S, 2406S, 2407S, 2408S, 2409S, 2501S, 2502S, 2503S, 2504S, 2505S, 2506S, 2507S, 2508S

Details of: 2305

View:

[X] general

[ ] front

[ ] rear

[ ] right

[ ] left

[ ] top

[ ] bottom



Details of: 2406S

View:

[X] general

[ ] front

[ ] rear

[ ] right

[ ] left

[ ] top

[ ] bottom

Annex V
Photo documentation
Report No.: NBES151100162601
Fixed Luminaires (LED Outdoor Lamps)
1101, 1301, 1302, 1303, 1304, 1102, 1103, 1104, 1105, 1107, 1108, 1401, 1402, 1403, 1404, 1201, 1202, 1203, 1204, 1205, 1207, 1208, 1210, 1206, 1209, 2104, 2105, 2301, 2302, 2303, 2304, 2305, 2306, 2307, 2501M, 2502M, 2503M, 2504M, 2505M, 2506M, 2507M, 2508M, 2601, 2602, 2603, 2604, 2605, 2606, 2607, 2701, 2702, 2705, 2401S, 2402S, 2403S, 2404S, 2405S, 2406S, 2407S, 2408S, 2409S, 2501S, 2502S, 2503S, 2504S, 2505S, 2506S, 2507S, 2508S

Details of: 2406S

View:

[X] general

[ ] front

[ ] rear

[ ] right

[ ] left

[ ] top

[ ] bottom

Details of: 2406S

View:

[X] general

[ ] front

[ ] rear

[ ] right

[ ] left

[ ] top

[ ] bottom



Annex V
Photo documentation
Report No.: NBES151100162601
Fixed Luminaires (LED Outdoor Lamps)
1101, 1301, 1302, 1303, 1304, 1102, 1103, 1104, 1105, 1107, 1108, 1401, 1402, 1403, 1404, 1201, 1202, 1203, 1204, 1205, 1207, 1208, 1210, 1206, 1209, 2104, 2105, 2301, 2302, 2303, 2304, 2305, 2306, 2307, 2501M, 2502M, 2503M, 2504M, 2505M, 2506M, 2507M, 2508M, 2601, 2602, 2603, 2604, 2605, 2606, 2607, 2701, 2702, 2705, 2401S, 2402S, 2403S, 2404S, 2405S, 2406S, 2407S, 2408S, 2409S, 2501S, 2502S, 2503S, 2504S, 2505S, 2506S, 2507S, 2508S

Details of: 2406S

View:

[X] general

[ ] front

[ ] rear

[ ] right

[ ] left

[ ] top

[ ] bottom



Details of: 2406S

View:

[X] general

[ ] front

[ ] rear

[ ] right

[ ] left

[ ] top

[ ] bottom

Annex V
Photo documentation
Report No.: NBES151100162601
Fixed Luminaires (LED Outdoor Lamps)
1101, 1301, 1302, 1303, 1304, 1102, 1103, 1104, 1105, 1107, 1108, 1401, 1402, 1403, 1404, 1201, 1202, 1203, 1204, 1205, 1207, 1208, 1210, 1206, 1209, 2104, 2105, 2301, 2302, 2303, 2304, 2305, 2306, 2307, 2501M, 2502M, 2503M, 2504M, 2505M, 2506M, 2507M, 2508M, 2601, 2602, 2603, 2604, 2605, 2606, 2607, 2701, 2702, 2705, 2401S, 2402S, 2403S, 2404S, 2405S, 2406S, 2407S, 2408S, 2409S, 2501S, 2502S, 2503S, 2504S, 2505S, 2506S, 2507S, 2508S

Details of: 2406S

View:

[X] general

[ ] front

[ ] rear

[ ] right

[ ] left

[ ] top

[ ] bottom



Details of: EIP008C350LS

View:

[X] general

[ ] front

[ ] rear

[ ] right

[ ] left

[ ] top

[ ] bottom

Annex V
Photo documentation
Report No.: NBES151100162601
Fixed Luminaires (LED Outdoor Lamps)
1101, 1301, 1302, 1303, 1304, 1102, 1103, 1104, 1105, 1107, 1108, 1401, 1402, 1403, 1404, 1201, 1202, 1203, 1204, 1205, 1207, 1208, 1210, 1206, 1209, 2104, 2105, 2301, 2302, 2303, 2304, 2305, 2306, 2307, 2501M, 2502M, 2503M, 2504M, 2505M, 2506M, 2507M, 2508M, 2601, 2602, 2603, 2604, 2605, 2606, 2607, 2701, 2702, 2705, 2401S, 2402S, 2403S, 2404S, 2405S, 2406S, 2407S, 2408S, 2409S, 2501S, 2502S, 2503S, 2504S, 2505S, 2506S, 2507S, 2508S

Details of: 2507M

View:

[X] general

[ ] front

[ ] rear

[ ] right

[ ] left

[ ] top

[ ] bottom



Details of: 2507M

View:

[X] general

[ ] front

[ ] rear

[ ] right

[ ] left

[ ] top

[ ] bottom



Annex V
Photo documentation
Report No.: NBES151100162601
Fixed Luminaires (LED Outdoor Lamps)
1101, 1301, 1302, 1303, 1304, 1102, 1103, 1104, 1105, 1107, 1108, 1401, 1402, 1403, 1404, 1201, 1202, 1203, 1204, 1205, 1207, 1208, 1210, 1206, 1209, 2104, 2105, 2301, 2302, 2303, 2304, 2305, 2306, 2307, 2501M, 2502M, 2503M, 2504M, 2505M, 2506M, 2507M, 2508M, 2601, 2602, 2603, 2604, 2605, 2606, 2607, 2701, 2702, 2705, 2401S, 2402S, 2403S, 2404S, 2405S, 2406S, 2407S, 2408S, 2409S, 2501S, 2502S, 2503S, 2504S, 2505S, 2506S, 2507S, 2508S

Details of: 2507M

View:

[X] general

[ ] front

[ ] rear

[ ] right

[ ] left

[ ] top

[ ] bottom

Details of: 2507M

View:

[X] general

[ ] front

[ ] rear

[ ] right

[ ] left

[ ] top

[ ] bottom

Annex V
Photo documentation
Report No.: NBES151100162601
Fixed Luminaires (LED Outdoor Lamps)
1101, 1301, 1302, 1303, 1304, 1102, 1103, 1104, 1105, 1107, 1108, 1401, 1402, 1403, 1404, 1201, 1202, 1203, 1204, 1205, 1207, 1208, 1210, 1206, 1209, 2104, 2105, 2301, 2302, 2303, 2304, 2305, 2306, 2307, 2501M, 2502M, 2503M, 2504M, 2505M, 2506M, 2507M, 2508M, 2601, 2602, 2603, 2604, 2605, 2606, 2607, 2701, 2702, 2705, 2401S, 2402S, 2403S, 2404S, 2405S, 2406S, 2407S, 2408S, 2409S, 2501S, 2502S, 2503S, 2504S, 2505S, 2506S, 2507S, 2508S

Details of: 2507M

View:

[X] general

[ ] front

[ ] rear

[ ] right

[ ] left

[ ] top

[ ] bottom



Details of: 2501S

View:

[X] general

[ ] front

[ ] rear

[ ] right

[ ] left

[ ] top

[ ] bottom



Annex V
Photo documentation
Report No.: NBES151100162601
Fixed Luminaires (LED Outdoor Lamps)
1101, 1301, 1302, 1303, 1304, 1102, 1103, 1104, 1105, 1107, 1108, 1401, 1402, 1403, 1404, 1201, 1202, 1203, 1204, 1205, 1207, 1208, 1210, 1206, 1209, 2104, 2105, 2301, 2302, 2303, 2304, 2305, 2306, 2307, 2501M, 2502M, 2503M, 2504M, 2505M, 2506M, 2507M, 2508M, 2601, 2602, 2603, 2604, 2605, 2606, 2607, 2701, 2702, 2705, 2401S, 2402S, 2403S, 2404S, 2405S, 2406S, 2407S, 2408S, 2409S, 2501S, 2502S, 2503S, 2504S, 2505S, 2506S, 2507S, 2508S

Details of: 2501S

View:

[X] general

[ ] front

[ ] rear

[ ] right

[ ] left

[ ] top

[ ] bottom



Details of: 2501S

View:

[X] general

[ ] front

[ ] rear

[ ] right

[ ] left

[ ] top

[ ] bottom



Annex V
Photo documentation
Report No.: NBES151100162601
Fixed Luminaires (LED Outdoor Lamps)
1101, 1301, 1302, 1303, 1304, 1102, 1103, 1104, 1105, 1107, 1108, 1401, 1402, 1403, 1404, 1201, 1202, 1203, 1204, 1205, 1207, 1208, 1210, 1206, 1209, 2104, 2105, 2301, 2302, 2303, 2304, 2305, 2306, 2307, 2501M, 2502M, 2503M, 2504M, 2505M, 2506M, 2507M, 2508M, 2601, 2602, 2603, 2604, 2605, 2606, 2607, 2701, 2702, 2705, 2401S, 2402S, 2403S, 2404S, 2405S, 2406S, 2407S, 2408S, 2409S, 2501S, 2502S, 2503S, 2504S, 2505S, 2506S, 2507S, 2508S

Details of: 2501S

View:

[X] general

[ ] front

[ ] rear

[ ] right

[ ] left

[ ] top

[ ] bottom



Details of: 2501S

View:

[X] general

[ ] front

[ ] rear

[ ] right

[ ] left

[ ] top

[ ] bottom



Annex V
Photo documentation
Report No.: NBES151100162601
Fixed Luminaires (LED Outdoor Lamps)
1101, 1301, 1302, 1303, 1304, 1102, 1103, 1104, 1105, 1107, 1108, 1401, 1402, 1403, 1404, 1201, 1202, 1203, 1204, 1205, 1207, 1208, 1210, 1206, 1209, 2104, 2105, 2301, 2302, 2303, 2304, 2305, 2306, 2307, 2501M, 2502M, 2503M, 2504M, 2505M, 2506M, 2507M, 2508M, 2601, 2602, 2603, 2604, 2605, 2606, 2607, 2701, 2702, 2705, 2401S, 2402S, 2403S, 2404S, 2405S, 2406S, 2407S, 2408S, 2409S, 2501S, 2502S, 2503S, 2504S, 2505S, 2506S, 2507S, 2508S

Details of: 2606

View:

[X] general

[ ] front

[ ] rear

[ ] right

[ ] left

[ ] top

[ ] bottom



Details of: 2606

View:

[X] general

[ ] front

[ ] rear

[ ] right

[ ] left

[ ] top

[ ] bottom



Annex V
Photo documentation
Report No.: NBES151100162601
Fixed Luminaires (LED Outdoor Lamps)
1101, 1301, 1302, 1303, 1304, 1102, 1103, 1104, 1105, 1107, 1108, 1401, 1402, 1403, 1404, 1201, 1202, 1203, 1204, 1205, 1207, 1208, 1210, 1206, 1209, 2104, 2105, 2301, 2302, 2303, 2304, 2305, 2306, 2307, 2501M, 2502M, 2503M, 2504M, 2505M, 2506M, 2507M, 2508M, 2601, 2602, 2603, 2604, 2605, 2606, 2607, 2701, 2702, 2705, 2401S, 2402S, 2403S, 2404S, 2405S, 2406S, 2407S, 2408S, 2409S, 2501S, 2502S, 2503S, 2504S, 2505S, 2506S, 2507S, 2508S

Details of: 2606

View:

[X] general

[ ] front

[ ] rear

[ ] right

[ ] left

[ ] top

[ ] bottom



Details of: 2606

View:

[X] general

[ ] front

[ ] rear

[ ] right

[ ] left

[ ] top

[ ] bottom

Annex V
Photo documentation
Report No.: NBES151100162601
Fixed Luminaires (LED Outdoor Lamps)
1101, 1301, 1302, 1303, 1304, 1102, 1103, 1104, 1105, 1107, 1108, 1401, 1402, 1403, 1404, 1201, 1202, 1203, 1204, 1205, 1207, 1208, 1210, 1206, 1209, 2104, 2105, 2301, 2302, 2303, 2304, 2305, 2306, 2307, 2501M, 2502M, 2503M, 2504M, 2505M, 2506M, 2507M, 2508M, 2601, 2602, 2603, 2604, 2605, 2606, 2607, 2701, 2702, 2705, 2401S, 2402S, 2403S, 2404S, 2405S, 2406S, 2407S, 2408S, 2409S, 2501S, 2502S, 2503S, 2504S, 2505S, 2506S, 2507S, 2508S

Details of: 2606

View:

[X] general

[ ] front

[ ] rear

[ ] right

[ ] left

[ ] top

[ ] bottom

Details of: 2601

View:

[X] general

[ ] front

[ ] rear

[ ] right

[ ] left

[ ] top

[ ] bottom

Annex V
Photo documentation
Report No.: NBES151100162601
Fixed Luminaires (LED Outdoor Lamps)
1101, 1301, 1302, 1303, 1304, 1102, 1103, 1104, 1105, 1107, 1108, 1401, 1402, 1403, 1404, 1201, 1202, 1203, 1204, 1205, 1207, 1208, 1210, 1206, 1209, 2104, 2105, 2301, 2302, 2303, 2304, 2305, 2306, 2307, 2501M, 2502M, 2503M, 2504M, 2505M, 2506M, 2507M, 2508M, 2601, 2602, 2603, 2604, 2605, 2606, 2607, 2701, 2702, 2705, 2401S, 2402S, 2403S, 2404S, 2405S, 2406S, 2407S, 2408S, 2409S, 2501S, 2502S, 2503S, 2504S, 2505S, 2506S, 2507S, 2508S

Details of: 2601

View:

[X] general

[ ] front

[ ] rear

[ ] right

[ ] left

[ ] top

[ ] bottom



Details of: 2601

View:

[X] general

[ ] front

[ ] rear

[ ] right

[ ] left

[ ] top

[ ] bottom



Annex V
Photo documentation
Report No.: NBES151100162601
Fixed Luminaires (LED Outdoor Lamps)
1101, 1301, 1302, 1303, 1304, 1102, 1103, 1104, 1105, 1107, 1108, 1401, 1402, 1403, 1404, 1201, 1202, 1203, 1204, 1205, 1207, 1208, 1210, 1206, 1209, 2104, 2105, 2301, 2302, 2303, 2304, 2305, 2306, 2307, 2501M, 2502M, 2503M, 2504M, 2505M, 2506M, 2507M, 2508M, 2601, 2602, 2603, 2604, 2605, 2606, 2607, 2701, 2702, 2705, 2401S, 2402S, 2403S, 2404S, 2405S, 2406S, 2407S, 2408S, 2409S, 2501S, 2502S, 2503S, 2504S, 2505S, 2506S, 2507S, 2508S

Details of: 2601

View:

[X] general

[ ] front

[ ] rear

[ ] right

[ ] left

[ ] top

[ ] bottom



Details of: 1101

View:

[X] general

[ ] front

[ ] rear

[ ] right

[ ] left

[ ] top

[ ] bottom

Annex V
Photo documentation
Report No.: NBES151100162601
Fixed Luminaires (LED Outdoor Lamps)
1101, 1301, 1302, 1303, 1304, 1102, 1103, 1104, 1105, 1107, 1108, 1401, 1402, 1403, 1404, 1201, 1202, 1203, 1204, 1205, 1207, 1208, 1210, 1206, 1209, 2104, 2105, 2301, 2302, 2303, 2304, 2305, 2306, 2307, 2501M, 2502M, 2503M, 2504M, 2505M, 2506M, 2507M, 2508M, 2601, 2602, 2603, 2604, 2605, 2606, 2607, 2701, 2702, 2705, 2401S, 2402S, 2403S, 2404S, 2405S, 2406S, 2407S, 2408S, 2409S, 2501S, 2502S, 2503S, 2504S, 2505S, 2506S, 2507S, 2508S

Details of: 1102

View:

[X] general

[ ] front

[ ] rear

[ ] right

[ ] left

[ ] top

[ ] bottom

Details of: 1103

View:

[X] general

[ ] front

[ ] rear

[ ] right

[ ] left

[ ] top

[ ] bottom

Annex V
Photo documentation
Report No.: NBES151100162601
Fixed Luminaires (LED Outdoor Lamps)
1101, 1301, 1302, 1303, 1304, 1102, 1103, 1104, 1105, 1107, 1108, 1401, 1402, 1403, 1404, 1201, 1202, 1203, 1204, 1205, 1207, 1208, 1210, 1206, 1209, 2104, 2105, 2301, 2302, 2303, 2304, 2305, 2306, 2307, 2501M, 2502M, 2503M, 2504M, 2505M, 2506M, 2507M, 2508M, 2601, 2602, 2603, 2604, 2605, 2606, 2607, 2701, 2702, 2705, 2401S, 2402S, 2403S, 2404S, 2405S, 2406S, 2407S, 2408S, 2409S, 2501S, 2502S, 2503S, 2504S, 2505S, 2506S, 2507S, 2508S

Details of: 1104

View:

[X] general

[ ] front

[ ] rear

[ ] right

[ ] left

[ ] top

[ ] bottom

Details of: 1105

View:

[X] general

[ ] front

[ ] rear

[ ] right

[ ] left

[ ] top

[ ] bottom

Annex V
Photo documentation
Report No.: NBES151100162601
Fixed Luminaires (LED Outdoor Lamps)
1101, 1301, 1302, 1303, 1304, 1102, 1103, 1104, 1105, 1107, 1108, 1401, 1402, 1403, 1404, 1201, 1202, 1203, 1204, 1205, 1207, 1208, 1210, 1206, 1209, 2104, 2105, 2301, 2302, 2303, 2304, 2305, 2306, 2307, 2501M, 2502M, 2503M, 2504M, 2505M, 2506M, 2507M, 2508M, 2601, 2602, 2603, 2604, 2605, 2606, 2607, 2701, 2702, 2705, 2401S, 2402S, 2403S, 2404S, 2405S, 2406S, 2407S, 2408S, 2409S, 2501S, 2502S, 2503S, 2504S, 2505S, 2506S, 2507S, 2508S

Details of: 1108

View:

[X] general

[ ] front

[ ] rear

[ ] right

[ ] left

[ ] top

[ ] bottom



Details of: 1201

View:

[X] general

[ ] front

[ ] rear

[ ] right

[ ] left

[ ] top

[ ] bottom

Annex V
Photo documentation
Report No.: NBES151100162601
Fixed Luminaires (LED Outdoor Lamps)
1101, 1301, 1302, 1303, 1304, 1102, 1103, 1104, 1105, 1107, 1108, 1401, 1402, 1403, 1404, 1201, 1202, 1203, 1204, 1205, 1207, 1208, 1210, 1206, 1209, 2104, 2105, 2301, 2302, 2303, 2304, 2305, 2306, 2307, 2501M, 2502M, 2503M, 2504M, 2505M, 2506M, 2507M, 2508M, 2601, 2602, 2603, 2604, 2605, 2606, 2607, 2701, 2702, 2705, 2401S, 2402S, 2403S, 2404S, 2405S, 2406S, 2407S, 2408S, 2409S, 2501S, 2502S, 2503S, 2504S, 2505S, 2506S, 2507S, 2508S

Details of: 1202

View:

[X] general

[ ] front

[ ] rear

[ ] right

[ ] left

[ ] top

[ ] bottom



Details of: 1203

View:

[X] general

[ ] front

[ ] rear

[ ] right

[ ] left

[ ] top

[ ] bottom



Annex V
Photo documentation
Report No.: NBES151100162601
Fixed Luminaires (LED Outdoor Lamps)
1101, 1301, 1302, 1303, 1304, 1102, 1103, 1104, 1105, 1107, 1108, 1401, 1402, 1403, 1404, 1201, 1202, 1203, 1204, 1205, 1207, 1208, 1210, 1206, 1209, 2104, 2105, 2301, 2302, 2303, 2304, 2305, 2306, 2307, 2501M, 2502M, 2503M, 2504M, 2505M, 2506M, 2507M, 2508M, 2601, 2602, 2603, 2604, 2605, 2606, 2607, 2701, 2702, 2705, 2401S, 2402S, 2403S, 2404S, 2405S, 2406S, 2407S, 2408S, 2409S, 2501S, 2502S, 2503S, 2504S, 2505S, 2506S, 2507S, 2508S

Details of: 1205

View:

[X] general

[ ] front

[ ] rear

[ ] right

[ ] left

[ ] top

[ ] bottom



Details of: 1206

View:

[X] general

[ ] front

[ ] rear

[ ] right

[ ] left

[ ] top

[ ] bottom

Annex V
Photo documentation
Report No.: NBES151100162601
Fixed Luminaires (LED Outdoor Lamps)
1101, 1301, 1302, 1303, 1304, 1102, 1103, 1104, 1105, 1107, 1108, 1401, 1402, 1403, 1404, 1201, 1202, 1203, 1204, 1205, 1207, 1208, 1210, 1206, 1209, 2104, 2105, 2301, 2302, 2303, 2304, 2305, 2306, 2307, 2501M, 2502M, 2503M, 2504M, 2505M, 2506M, 2507M, 2508M, 2601, 2602, 2603, 2604, 2605, 2606, 2607, 2701, 2702, 2705, 2401S, 2402S, 2403S, 2404S, 2405S, 2406S, 2407S, 2408S, 2409S, 2501S, 2502S, 2503S, 2504S, 2505S, 2506S, 2507S, 2508S

Details of: 1207

View:

[X] general

[ ] front

[ ] rear

[ ] right

[ ] left

[ ] top

[ ] bottom

Details of: 1208

View:

[X] general

[ ] front

[ ] rear

[ ] right

[ ] left

[ ] top

[ ] bottom

Annex V
Photo documentation
Report No.: NBES151100162601
Fixed Luminaires (LED Outdoor Lamps)
1101, 1301, 1302, 1303, 1304, 1102, 1103, 1104, 1105, 1107, 1108, 1401, 1402, 1403, 1404, 1201, 1202, 1203, 1204, 1205, 1207, 1208, 1210, 1206, 1209, 2104, 2105, 2301, 2302, 2303, 2304, 2305, 2306, 2307, 2501M, 2502M, 2503M, 2504M, 2505M, 2506M, 2507M, 2508M, 2601, 2602, 2603, 2604, 2605, 2606, 2607, 2701, 2702, 2705, 2401S, 2402S, 2403S, 2404S, 2405S, 2406S, 2407S, 2408S, 2409S, 2501S, 2502S, 2503S, 2504S, 2505S, 2506S, 2507S, 2508S

Details of: 1209 and 1210

View:

[X] general

[ ] front

[ ] rear

[ ] right

[ ] left

[ ] top

[ ] bottom

Remark: There was one LEDs for model 1209, while two for model 1210.

Details of: 1302

View:

[X] general

[ ] front

[ ] rear

[ ] right

[ ] left

[ ] top

[ ] bottom

Annex V
Photo documentation
Report No.: NBES151100162601
Fixed Luminaires (LED Outdoor Lamps)
1101, 1301, 1302, 1303, 1304, 1102, 1103, 1104, 1105, 1107, 1108, 1401, 1402, 1403, 1404, 1201, 1202, 1203, 1204, 1205, 1207, 1208, 1210, 1206, 1209, 2104, 2105, 2301, 2302, 2303, 2304, 2305, 2306, 2307, 2501M, 2502M, 2503M, 2504M, 2505M, 2506M, 2507M, 2508M, 2601, 2602, 2603, 2604, 2605, 2606, 2607, 2701, 2702, 2705, 2401S, 2402S, 2403S, 2404S, 2405S, 2406S, 2407S, 2408S, 2409S, 2501S, 2502S, 2503S, 2504S, 2505S, 2506S, 2507S, 2508S

Details of: 1304

View:

[X] general

[ ] front

[ ] rear

[ ] right

[ ] left

[ ] top

[ ] bottom

Details of: 1401

View:

[X] general

[ ] front

[ ] rear

[ ] right

[ ] left

[ ] top

[ ] bottom

Annex V
Photo documentation
Report No.: NBES151100162601
Fixed Luminaires (LED Outdoor Lamps)
1101, 1301, 1302, 1303, 1304, 1102, 1103, 1104, 1105, 1107, 1108, 1401, 1402, 1403, 1404, 1201, 1202, 1203, 1204, 1205, 1207, 1208, 1210, 1206, 1209, 2104, 2105, 2301, 2302, 2303, 2304, 2305, 2306, 2307, 2501M, 2502M, 2503M, 2504M, 2505M, 2506M, 2507M, 2508M, 2601, 2602, 2603, 2604, 2605, 2606, 2607, 2701, 2702, 2705, 2401S, 2402S, 2403S, 2404S, 2405S, 2406S, 2407S, 2408S, 2409S, 2501S, 2502S, 2503S, 2504S, 2505S, 2506S, 2507S, 2508S

Details of: 1403

View:

[X] general

[ ] front

[ ] rear

[ ] right

[ ] left

[ ] top

[ ] bottom

Details of: 1404

View:

[X] general

[ ] front

[ ] rear

[ ] right

[ ] left

[ ] top

[ ] bottom

Annex V
Photo documentation
Report No.: NBES151100162601
Fixed Luminaires (LED Outdoor Lamps)
1101, 1301, 1302, 1303, 1304, 1102, 1103, 1104, 1105, 1107, 1108, 1401, 1402, 1403, 1404, 1201, 1202, 1203, 1204, 1205, 1207, 1208, 1210, 1206, 1209, 2104, 2105, 2301, 2302, 2303, 2304, 2305, 2306, 2307, 2501M, 2502M, 2503M, 2504M, 2505M, 2506M, 2507M, 2508M, 2601, 2602, 2603, 2604, 2605, 2606, 2607, 2701, 2702, 2705, 2401S, 2402S, 2403S, 2404S, 2405S, 2406S, 2407S, 2408S, 2409S, 2501S, 2502S, 2503S, 2504S, 2505S, 2506S, 2507S, 2508S

Details of: 2105

View:

[X] general

[ ] front

[ ] rear

[ ] right

[ ] left

[ ] top

[ ] bottom

Details of: 2301

View:

[X] general

[ ] front

[ ] rear

[ ] right

[ ] left

[ ] top

[ ] bottom

Annex V
Photo documentation
Report No.: NBES151100162601
Fixed Luminaires (LED Outdoor Lamps)
1101, 1301, 1302, 1303, 1304, 1102, 1103, 1104, 1105, 1107, 1108, 1401, 1402, 1403, 1404, 1201, 1202, 1203, 1204, 1205, 1207, 1208, 1210, 1206, 1209, 2104, 2105, 2301, 2302, 2303, 2304, 2305, 2306, 2307, 2501M, 2502M, 2503M, 2504M, 2505M, 2506M, 2507M, 2508M, 2601, 2602, 2603, 2604, 2605, 2606, 2607, 2701, 2702, 2705, 2401S, 2402S, 2403S, 2404S, 2405S, 2406S, 2407S, 2408S, 2409S, 2501S, 2502S, 2503S, 2504S, 2505S, 2506S, 2507S, 2508S

Details of: 2302

View:

[X] general

[ ] front

[ ] rear

[ ] right

[ ] left

[ ] top

[ ] bottom

Details of: 2303

View:

[X] general

[ ] front

[ ] rear

[ ] right

[ ] left

[ ] top

[ ] bottom

Annex V
Photo documentation
Report No.: NBES151100162601
Fixed Luminaires (LED Outdoor Lamps)
1101, 1301, 1302, 1303, 1304, 1102, 1103, 1104, 1105, 1107, 1108, 1401, 1402, 1403, 1404, 1201, 1202, 1203, 1204, 1205, 1207, 1208, 1210, 1206, 1209, 2104, 2105, 2301, 2302, 2303, 2304, 2305, 2306, 2307, 2501M, 2502M, 2503M, 2504M, 2505M, 2506M, 2507M, 2508M, 2601, 2602, 2603, 2604, 2605, 2606, 2607, 2701, 2702, 2705, 2401S, 2402S, 2403S, 2404S, 2405S, 2406S, 2407S, 2408S, 2409S, 2501S, 2502S, 2503S, 2504S, 2505S, 2506S, 2507S, 2508S

Details of: 2304

View:

[X] general

[ ] front

[ ] rear

[ ] right

[ ] left

[ ] top

[ ] bottom

Details of: 2306

View:

[X] general

[ ] front

[ ] rear

[ ] right

[ ] left

[ ] top

[ ] bottom

Annex V
Photo documentation
Report No.: NBES151100162601
Fixed Luminaires (LED Outdoor Lamps)
1101, 1301, 1302, 1303, 1304, 1102, 1103, 1104, 1105, 1107, 1108, 1401, 1402, 1403, 1404, 1201, 1202, 1203, 1204, 1205, 1207, 1208, 1210, 1206, 1209, 2104, 2105, 2301, 2302, 2303, 2304, 2305, 2306, 2307, 2501M, 2502M, 2503M, 2504M, 2505M, 2506M, 2507M, 2508M, 2601, 2602, 2603, 2604, 2605, 2606, 2607, 2701, 2702, 2705, 2401S, 2402S, 2403S, 2404S, 2405S, 2406S, 2407S, 2408S, 2409S, 2501S, 2502S, 2503S, 2504S, 2505S, 2506S, 2507S, 2508S

Details of: 2307

View:

[X] general

[ ] front

[ ] rear

[ ] right

[ ] left

[ ] top

[ ] bottom

Details of: 2401S

View:

[X] general

[ ] front

[ ] rear

[ ] right

[ ] left

[ ] top

[ ] bottom

Annex V
Photo documentation
Report No.: NBES151100162601
Fixed Luminaires (LED Outdoor Lamps)
1101, 1301, 1302, 1303, 1304, 1102, 1103, 1104, 1105, 1107, 1108, 1401, 1402, 1403, 1404, 1201, 1202, 1203, 1204, 1205, 1207, 1208, 1210, 1206, 1209, 2104, 2105, 2301, 2302, 2303, 2304, 2305, 2306, 2307, 2501M, 2502M, 2503M, 2504M, 2505M, 2506M, 2507M, 2508M, 2601, 2602, 2603, 2604, 2605, 2606, 2607, 2701, 2702, 2705, 2401S, 2402S, 2403S, 2404S, 2405S, 2406S, 2407S, 2408S, 2409S, 2501S, 2502S, 2503S, 2504S, 2505S, 2506S, 2507S, 2508S

Details of: 2402S

View:

[X] general

[ ] front

[ ] rear

[ ] right

[ ] left

[ ] top

[ ] bottom

Details of: 2403S

View:

[X] general

[ ] front

[ ] rear

[ ] right

[ ] left

[ ] top

[ ] bottom

Annex V
Photo documentation
Report No.: NBES151100162601
Fixed Luminaires (LED Outdoor Lamps)
1101, 1301, 1302, 1303, 1304, 1102, 1103, 1104, 1105, 1107, 1108, 1401, 1402, 1403, 1404, 1201, 1202, 1203, 1204, 1205, 1207, 1208, 1210, 1206, 1209, 2104, 2105, 2301, 2302, 2303, 2304, 2305, 2306, 2307, 2501M, 2502M, 2503M, 2504M, 2505M, 2506M, 2507M, 2508M, 2601, 2602, 2603, 2604, 2605, 2606, 2607, 2701, 2702, 2705, 2401S, 2402S, 2403S, 2404S, 2405S, 2406S, 2407S, 2408S, 2409S, 2501S, 2502S, 2503S, 2504S, 2505S, 2506S, 2507S, 2508S

Details of: 2404S

View:

[X] general

[ ] front

[ ] rear

[ ] right

[ ] left

[ ] top

[ ] bottom

Details of: 2405S

View:

[X] general

[ ] front

[ ] rear

[ ] right

[ ] left

[ ] top

[ ] bottom

Annex V
Photo documentation
Report No.: NBES151100162601
Fixed Luminaires (LED Outdoor Lamps)
1101, 1301, 1302, 1303, 1304, 1102, 1103, 1104, 1105, 1107, 1108, 1401, 1402, 1403, 1404, 1201, 1202, 1203, 1204, 1205, 1207, 1208, 1210, 1206, 1209, 2104, 2105, 2301, 2302, 2303, 2304, 2305, 2306, 2307, 2501M, 2502M, 2503M, 2504M, 2505M, 2506M, 2507M, 2508M, 2601, 2602, 2603, 2604, 2605, 2606, 2607, 2701, 2702, 2705, 2401S, 2402S, 2403S, 2404S, 2405S, 2406S, 2407S, 2408S, 2409S, 2501S, 2502S, 2503S, 2504S, 2505S, 2506S, 2507S, 2508S

Details of: 2407S

View:

[X] general

[ ] front

[ ] rear

[ ] right

[ ] left

[ ] top

[ ] bottom

Details of: 2408S

View:

[X] general

[ ] front

[ ] rear

[ ] right

[ ] left

[ ] top

[ ] bottom

Annex V
Photo documentation
Report No.: NBES151100162601
Fixed Luminaires (LED Outdoor Lamps)
1101, 1301, 1302, 1303, 1304, 1102, 1103, 1104, 1105, 1107, 1108, 1401, 1402, 1403, 1404, 1201, 1202, 1203, 1204, 1205, 1207, 1208, 1210, 1206, 1209, 2104, 2105, 2301, 2302, 2303, 2304, 2305, 2306, 2307, 2501M, 2502M, 2503M, 2504M, 2505M, 2506M, 2507M, 2508M, 2601, 2602, 2603, 2604, 2605, 2606, 2607, 2701, 2702, 2705, 2401S, 2402S, 2403S, 2404S, 2405S, 2406S, 2407S, 2408S, 2409S, 2501S, 2502S, 2503S, 2504S, 2505S, 2506S, 2507S, 2508S

Details of: 2409S

View:

[X] general

[ ] front

[ ] rear

[ ] right

[ ] left

[ ] top

[ ] bottom

Details of: 2501M

View:

[X] general

[ ] front

[ ] rear

[ ] right

[ ] left

[ ] top

[ ] bottom

Annex V
Photo documentation
Report No.: NBES151100162601
Fixed Luminaires (LED Outdoor Lamps)
1101, 1301, 1302, 1303, 1304, 1102, 1103, 1104, 1105, 1107, 1108, 1401, 1402, 1403, 1404, 1201, 1202, 1203, 1204, 1205, 1207, 1208, 1210, 1206, 1209, 2104, 2105, 2301, 2302, 2303, 2304, 2305, 2306, 2307, 2501M, 2502M, 2503M, 2504M, 2505M, 2506M, 2507M, 2508M, 2601, 2602, 2603, 2604, 2605, 2606, 2607, 2701, 2702, 2705, 2401S, 2402S, 2403S, 2404S, 2405S, 2406S, 2407S, 2408S, 2409S, 2501S, 2502S, 2503S, 2504S, 2505S, 2506S, 2507S, 2508S

Details of: 2502M

View:

[X] general

[ ] front

[ ] rear

[ ] right

[ ] left

[ ] top

[ ] bottom

Details of: 2502S

View:

[X] general

[ ] front

[ ] rear

[ ] right

[ ] left

[ ] top

[ ] bottom

Annex V
Photo documentation
Report No.: NBES151100162601
Fixed Luminaires (LED Outdoor Lamps)
1101, 1301, 1302, 1303, 1304, 1102, 1103, 1104, 1105, 1107, 1108, 1401, 1402, 1403, 1404, 1201, 1202, 1203, 1204, 1205, 1207, 1208, 1210, 1206, 1209, 2104, 2105, 2301, 2302, 2303, 2304, 2305, 2306, 2307, 2501M, 2502M, 2503M, 2504M, 2505M, 2506M, 2507M, 2508M, 2601, 2602, 2603, 2604, 2605, 2606, 2607, 2701, 2702, 2705, 2401S, 2402S, 2403S, 2404S, 2405S, 2406S, 2407S, 2408S, 2409S, 2501S, 2502S, 2503S, 2504S, 2505S, 2506S, 2507S, 2508S

Details of: 2503M

View:

[X] general

[ ] front

[ ] rear

[ ] right

[ ] left

[ ] top

[ ] bottom

Details of: 2503S

View:

[X] general

[ ] front

[ ] rear

[ ] right

[ ] left

[ ] top

[ ] bottom

Annex V
Photo documentation
Report No.: NBES151100162601
Fixed Luminaires (LED Outdoor Lamps)
1101, 1301, 1302, 1303, 1304, 1102, 1103, 1104, 1105, 1107, 1108, 1401, 1402, 1403, 1404, 1201, 1202, 1203, 1204, 1205, 1207, 1208, 1210, 1206, 1209, 2104, 2105, 2301, 2302, 2303, 2304, 2305, 2306, 2307, 2501M, 2502M, 2503M, 2504M, 2505M, 2506M, 2507M, 2508M, 2601, 2602, 2603, 2604, 2605, 2606, 2607, 2701, 2702, 2705, 2401S, 2402S, 2403S, 2404S, 2405S, 2406S, 2407S, 2408S, 2409S, 2501S, 2502S, 2503S, 2504S, 2505S, 2506S, 2507S, 2508S

Details of: 2504M

View:

[X] general

[ ] front

[ ] rear

[ ] right

[ ] left

[ ] top

[ ] bottom

Details of: 2504S

View:

[X] general

[ ] front

[ ] rear

[ ] right

[ ] left

[ ] top

[ ] bottom

Annex V
Photo documentation
Report No.: NBES151100162601
Fixed Luminaires (LED Outdoor Lamps)
1101, 1301, 1302, 1303, 1304, 1102, 1103, 1104, 1105, 1107, 1108, 1401, 1402, 1403, 1404, 1201, 1202, 1203, 1204, 1205, 1207, 1208, 1210, 1206, 1209, 2104, 2105, 2301, 2302, 2303, 2304, 2305, 2306, 2307, 2501M, 2502M, 2503M, 2504M, 2505M, 2506M, 2507M, 2508M, 2601, 2602, 2603, 2604, 2605, 2606, 2607, 2701, 2702, 2705, 2401S, 2402S, 2403S, 2404S, 2405S, 2406S, 2407S, 2408S, 2409S, 2501S, 2502S, 2503S, 2504S, 2505S, 2506S, 2507S, 2508S

Details of: 2505M

View:

[X] general

[ ] front

[ ] rear

[ ] right

[ ] left

[ ] top

[ ] bottom

Details of: 2505S

View:

[X] general

[ ] front

[ ] rear

[ ] right

[ ] left

[ ] top

[ ] bottom

Annex V
Photo documentation
Report No.: NBES151100162601
Fixed Luminaires (LED Outdoor Lamps)
1101, 1301, 1302, 1303, 1304, 1102, 1103, 1104, 1105, 1107, 1108, 1401, 1402, 1403, 1404, 1201, 1202, 1203, 1204, 1205, 1207, 1208, 1210, 1206, 1209, 2104, 2105, 2301, 2302, 2303, 2304, 2305, 2306, 2307, 2501M, 2502M, 2503M, 2504M, 2505M, 2506M, 2507M, 2508M, 2601, 2602, 2603, 2604, 2605, 2606, 2607, 2701, 2702, 2705, 2401S, 2402S, 2403S, 2404S, 2405S, 2406S, 2407S, 2408S, 2409S, 2501S, 2502S, 2503S, 2504S, 2505S, 2506S, 2507S, 2508S

Details of: 2506M

View:

[X] general

[ ] front

[ ] rear

[ ] right

[ ] left

[ ] top

[ ] bottom

Details of: 2506S

View:

[X] general

[ ] front

[ ] rear

[ ] right

[ ] left

[ ] top

[ ] bottom

Annex V
Photo documentation
Report No.: NBES151100162601
Fixed Luminaires (LED Outdoor Lamps)
1101, 1301, 1302, 1303, 1304, 1102, 1103, 1104, 1105, 1107, 1108, 1401, 1402, 1403, 1404, 1201, 1202, 1203, 1204, 1205, 1207, 1208, 1210, 1206, 1209, 2104, 2105, 2301, 2302, 2303, 2304, 2305, 2306, 2307, 2501M, 2502M, 2503M, 2504M, 2505M, 2506M, 2507M, 2508M, 2601, 2602, 2603, 2604, 2605, 2606, 2607, 2701, 2702, 2705, 2401S, 2402S, 2403S, 2404S, 2405S, 2406S, 2407S, 2408S, 2409S, 2501S, 2502S, 2503S, 2504S, 2505S, 2506S, 2507S, 2508S

Details of: 2507S

View:

[X] general

[ ] front

[ ] rear

[ ] right

[ ] left

[ ] top

[ ] bottom

Details of: 2508M

View:

[X] general

[ ] front

[ ] rear

[ ] right

[ ] left

[ ] top

[ ] bottom

Annex V
Photo documentation
Report No.: NBES151100162601
Fixed Luminaires (LED Outdoor Lamps)
1101, 1301, 1302, 1303, 1304, 1102, 1103, 1104, 1105, 1107, 1108, 1401, 1402, 1403, 1404, 1201, 1202, 1203, 1204, 1205, 1207, 1208, 1210, 1206, 1209, 2104, 2105, 2301, 2302, 2303, 2304, 2305, 2306, 2307, 2501M, 2502M, 2503M, 2504M, 2505M, 2506M, 2507M, 2508M, 2601, 2602, 2603, 2604, 2605, 2606, 2607, 2701, 2702, 2705, 2401S, 2402S, 2403S, 2404S, 2405S, 2406S, 2407S, 2408S, 2409S, 2501S, 2502S, 2503S, 2504S, 2505S, 2506S, 2507S, 2508S

Details of: 2508S

View:

[X] general

[ ] front

[ ] rear

[ ] right

[ ] left

[ ] top

[ ] bottom

Details of: 2602

View:

[X] general

[ ] front

[ ] rear

[ ] right

[ ] left

[ ] top

[ ] bottom

Annex V
Photo documentation
Report No.: NBES151100162601
Fixed Luminaires (LED Outdoor Lamps)
1101, 1301, 1302, 1303, 1304, 1102, 1103, 1104, 1105, 1107, 1108, 1401, 1402, 1403, 1404, 1201, 1202, 1203, 1204, 1205, 1207, 1208, 1210, 1206, 1209, 2104, 2105, 2301, 2302, 2303, 2304, 2305, 2306, 2307, 2501M, 2502M, 2503M, 2504M, 2505M, 2506M, 2507M, 2508M, 2601, 2602, 2603, 2604, 2605, 2606, 2607, 2701, 2702, 2705, 2401S, 2402S, 2403S, 2404S, 2405S, 2406S, 2407S, 2408S, 2409S, 2501S, 2502S, 2503S, 2504S, 2505S, 2506S, 2507S, 2508S

Details of: 2603

View:

[X] general

[ ] front

[ ] rear

[ ] right

[ ] left

[ ] top

[ ] bottom

Details of: 2604

View:

[X] general

[ ] front

[ ] rear

[ ] right

[ ] left

[ ] top

[ ] bottom

Annex V
Photo documentation
Report No.: NBES151100162601
Fixed Luminaires (LED Outdoor Lamps)
1101, 1301, 1302, 1303, 1304, 1102, 1103, 1104, 1105, 1107, 1108, 1401, 1402, 1403, 1404, 1201, 1202, 1203, 1204, 1205, 1207, 1208, 1210, 1206, 1209, 2104, 2105, 2301, 2302, 2303, 2304, 2305, 2306, 2307, 2501M, 2502M, 2503M, 2504M, 2505M, 2506M, 2507M, 2508M, 2601, 2602, 2603, 2604, 2605, 2606, 2607, 2701, 2702, 2705, 2401S, 2402S, 2403S, 2404S, 2405S, 2406S, 2407S, 2408S, 2409S, 2501S, 2502S, 2503S, 2504S, 2505S, 2506S, 2507S, 2508S

Details of: 2605

View:

[X] general

[ ] front

[ ] rear

[ ] right

[ ] left

[ ] top

[ ] bottom

Details of: 2607

View:

[X] general

[ ] front

[ ] rear

[ ] right

[ ] left

[ ] top

[ ] bottom

Annex V
Photo documentation
Report No.: NBES151100162601
Fixed Luminaires (LED Outdoor Lamps)
1101, 1301, 1302, 1303, 1304, 1102, 1103, 1104, 1105, 1107, 1108, 1401, 1402, 1403, 1404, 1201, 1202, 1203, 1204, 1205, 1207, 1208, 1210, 1206, 1209, 2104, 2105, 2301, 2302, 2303, 2304, 2305, 2306, 2307, 2501M, 2502M, 2503M, 2504M, 2505M, 2506M, 2507M, 2508M, 2601, 2602, 2603, 2604, 2605, 2606, 2607, 2701, 2702, 2705, 2401S, 2402S, 2403S, 2404S, 2405S, 2406S, 2407S, 2408S, 2409S, 2501S, 2502S, 2503S, 2504S, 2505S, 2506S, 2507S, 2508S

Details of: 2701

View:

[X] general

[ ] front

[ ] rear

[ ] right

[ ] left

[ ] top

[ ] bottom

Details of: 2702

View:

[X] general

[ ] front

[ ] rear

[ ] right

[ ] left

[ ] top

[ ] bottom

Annex V
Photo documentation
Report No.: NBES151100162601
Fixed Luminaires (LED Outdoor Lamps)
1101, 1301, 1302, 1303, 1304, 1102, 1103, 1104, 1105, 1107, 1108, 1401, 1402, 1403, 1404, 1201, 1202, 1203, 1204, 1205, 1207, 1208, 1210, 1206, 1209, 2104, 2105, 2301, 2302, 2303, 2304, 2305, 2306, 2307, 2501M, 2502M, 2503M, 2504M, 2505M, 2506M, 2507M, 2508M, 2601, 2602, 2603, 2604, 2605, 2606, 2607, 2701, 2702, 2705, 2401S, 2402S, 2403S, 2404S, 2405S, 2406S, 2407S, 2408S, 2409S, 2501S, 2502S, 2503S, 2504S, 2505S, 2506S, 2507S, 2508S

Details of: 2705

View:

[X] general

[ ] front

[ ] rear

[ ] right

[ ] left

[ ] top

[ ] bottom

— End of Annex III —